

# D ECK SALOON

## IMPRESSION YACHTS: THE ONLY COMPLETE RANGE OF DECK SALOON YACHTS

The Deck Saloon yacht offers a far brighter and more spacious interior than an ordinary yacht, thus offering a true home from home whilst onboard. This all new range of yachts has been developed with tried and tested build techniques and superior design by Humphreys Yacht Design. With the complete range from 35 to 50 feet and many different cabin configurations Impression Yachts are able to offer a yacht to suit the needs of you, your family and friends.

Impression Yachts are proud to know that some of the largest charter companies in the world have chosen our yachts to offer their customers a quality yacht.



IMPRESSION 50

page 08



IMPRESSION 45

page 20



IMPRESSION 40

page 32



IMPRESSION 35

page 44

# IMPRESSION

PASSION FOR YACHTING

# EXCELLENCE IN DESIGN

The Impression range embodies a true passion for sailing, technological innovations and distinctive design.

Rob Humphreys of Humphreys Design Studio has been working with Impression Yachts for over ten years to design this unique range of Deck Saloon yachts.

Every yacht coming from Elan's 16.000 sq meter facility in Slovenia is the result of our 65-year long passion for building quality yachts.




1



2



3



4

1

In addition to hand layup Impression uses also VAIL and 3D VAIL technology and its benefits.

2

Latest technologies and modern interior design make Impression Yachts leaders and trend setters in every aspect.

3

Your yacht is built by our highly skilled craftsmen with great care and attention to every detail.




4

We want to make sure that your yacht is in perfect condition when she is delivered to you so every Impression Yacht goes through a testing process in our test tank before departure from the yard.

# COMFORT AND SAFETY

Impression Yachts set new standards in quality, comfort and safety onboard. With a raised Deck Saloon they offer the largest volume in class and each model has numerous interior layouts to suit even the most demanding of yachtsmen.

At Impression Yachts we listen to our customers and try to accommodate their wishes to design and build the most comprehensive, quality, cruising Deck Saloon yachts available.



1

## DECK SALOON VOLUME

The deck-saloon layout provides extra volume in comparison to traditional designs as a bigger beam is available and put to good use.

## DECK SALOON INVERTED

We inverted the layout and put the saloon forward of the companionway, so the social area is located at full beam.

2

## SHORT-HANDED SAILING

Short-handed solutions improve the yacht's safety and comfort, easily operated by a limited crew.

3

## SELF-TACKING JIB

A comfortable solution, designed for short-handed crews, brings easy manoeuvring in any weather conditions.

4

## BATHING PLATFORM

The bathing platform comes in two sizes with the large platform closing the cockpit completely during sailing.



# IMPRESSION 40

The Impression 40, a most impressive sailing yacht is designed to satisfy even the most demanding cruising families, friends and couples who really appreciate the distinctive design, style and comfort. Her welcoming Deck Saloon provides abundant natural light through the panoramic windows. The Impression 40 offers exceptional interior volume and quality finish combined with safe and easy handling whilst under sail.



# EXTERIOR

In line with Impression's commitment to deliver the best sailing experience with every model, every time, the new Impression 40 is an impressively fast cruiser. Everything aboard the Impression 40 is well-thought out to ensure a pleasurable experience, whether under sail cruising or when reveling in picturesque secluded bays at anchor. The spacious cockpit with large, protected sitting areas and the fixed cockpit table provide superior comfort for crew and visitors, while the large sunbathing deck forward will be everyone's delight. The twin steering wheel arrangement offers an ideal position for the helmsman, while the wide transom and bathing platform ensure easy access to the sea. With the option of the large platform you are also able to enclose the cockpit completely whilst under sail.





1  
Spacious and comfortable cockpit with a fixed cockpit table and easy access to the folding swim platform.

2  
Easy handling, everything within reach for the helmsman.

3  
The drop-down bathing platform offers easy access to the sea, while increasing the surface area on deck.



2



1



3





1

1  
The fixed bowsprit ensures easy downwind sailing.

2  
Bow cushions for relaxing sunny days.

3  
Spacious cockpit allows for easy entertaining.



2



3



# INTERIOR

The Impression 40 interior is spacious and airy with abundant natural light thanks to the Deck Saloon and hull windows. With her contemporary design the interior offers quality and comfort superior to her class. The saloon features a large settee to starboard and another on the port side, with a generous L-shaped galley to satisfy even the most demanding chefs. The Impression 40 benefits from the unique flip-up chart table thus allowing full access to the settee berth when not in use. Accommodation onboard the Impression 40 is exceptionally comfortable with spacious cabins fore and aft, with four interior layout options to choose from.







1  
Functional L-shaped galley.

2  
Double size saloon table with the option  
of creating an additional double berth.

3  
The saloon features an innovative  
flip-up navigation table transforming  
into a settee or a berth.





1  
Plenty of storage space with a comfortable double berth.

2  
Head compartment is spacious and bright with a separate shower stall.

3  
Spacious aft cabins with access to the engine compartment.

