

Description of the standard equipment

MAIN TECHNICAL DATA

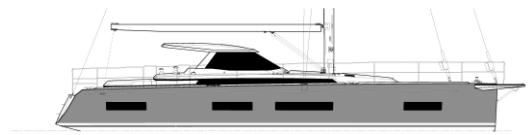
Hull length	15,51 m / 50'10"	Displacement with maximum load.....	24,70 t / 54 500 lbs
L.O.A.	16,50 m / 54'1"	Ballast.....	5,36 t / 11 800 lbs
L.W.L.	14,50 m / 47'7"	Main sail area.....	62 m ² / 670 ft ²
Beam	4,79 m / 15'8"	Genoa	64 m ² / 690 ft ²
Width at water line	4,06 m / 13'4"	Staysail (option).....	24 m ² / 260 ft ²
Draft.....	2,15 m / 7'	Diesel engine	110 HP / 81 kW
Height from water line.....	22,5 m / 73'10"	Fuel tank capacity.....	650 litres / 170 US gal
Weight unloaded (without options)	20,55 t / 45 300 lbs	Fresh water tank capacity.....	600 litres / 160 US gal

CONSTRUCTION

- Vacuum resin infusion moulding.
- Monolithic fiberglass (hull bottom) and PVC closed cell foam sandwich (upperworks and deck).
- Anti-osmosis barrier through glass flakes and vinylester resin, plus isophthalic polyester resin.
- Frame structure in polyethylene omega-foam and plywood, laminated to the hull, as is all the joinery structure (bulkheads, furniture units, lockers, etc.). This system guarantees the highest rigidity of the whole unit and optimises load spread. Compression forces from the mast / rigging are compensated by a support pillar for the mast and bolted chain plate tie-rods for the rigging.
- The deck and bulkheads are glued and laminated together and to the hull (4 safety bulkheads with isolation valves).
- Gangways, cockpit, foredeck and aft deck: teak deck finish moulded into the deck (AMEL exclusive process).
- Self-bailing cockpit (2 scuppers).
- Cast iron ballast fixed to the hull / keel by stainless steel bolts, sealing by Epoxy treatment.
- 2 monolithic laminate rudders filled with foam, with reinforced laminate edges. Stainless steel reinforced rudder stocks.

DECK FITTINGS

- Stainless steel bow nose with integrated anchor fairlead.
- Electric windlass controlled from the cockpit. Lewmar galvanised 40 kg Delta anchor, 100 m of 10 mm galvanised chain.
- Stainless steel pulpit, pushpit and side rails (openings in the pushpit and side rails for easy access to quay or pontoon). Stainless steel guard line. Teak seats in pushpit and pullpit.
- LED navigation lights.
- 8 mooring cleats in stainless steel.
- Lifteraft support in side rail.
- Stainless steel chain plates.
- Sheet traveller tracks with tidy travelers.
- All the controls (manual and electric) of sheets, mainsail tackle and sail furling systems are run to the cockpit.
- 2 manual genoa sheet winches (black anodized Harken). Electric winches available in option.
- 2 manual winches for genoa sheet travelers.
- 1 manual mainsail sheet winch (black anodized Harken). Electric winch available in option.
- 2 manual winches on the mast (black anodized Harken), 2 halyard downhauls on the mast.
- 2 halyard clutches.
- 8 opening and 2 fixed hatches on the deck, 7 opening portholes.
- On deck, 5 large lockers :
 - At the foredeck: a large sail locker (isolated by a collision bulkhead), with easy access to the chain locker, to the bow thruster compartment (option) and to a wide space for fenders, mooring lines and extra sails. Timed lighting. Interior finish with light coloured gelcoat. Lockable from inside the boat.
 - On the aft deck: a large locker for a possible dinghy, diving equipment, fenders, etc. 230 V socket. Timed lighting. Interior finish with light coloured gelcoat. 230 V shore power socket circuit breaker. 230 V shore power cable. Galvanic isolator. Compartment for gas cylinder. Access to rudder system and autopilot. Locker hood on gas cylinders. Bilge pump with overflow alarm.
 - On the port side deck, locker with diesel and water fillers lockable from the inside of the boat.
 - 2 long side lockers on aft roof.
- Large sunbathing area on the aft deck.
- The transom opens into a swimming platform, with remote controlled hydraulic opening system. Foldable ladder fitted in dedicated space in the aft part of the platform. Shower with mixing tap. Storing spaces in the transom steps.
- Emergency ladder into the skirt bottom.



COCKPIT / HELMSMAN'S STATION

- Large, deep, comfortable and reassuring cockpit.
- Hardtop strongly built from composite material, made for extremely safe sailing and extremely well protected life on board in all weathers.
- Forward and side windscreens in PMMA acrylic glass. The central part opens as do two hatches in the roof.
- The whole unit offers an exceptional panoramic view and perfect ventilation.
- Rigid opening sunroof.
- Helmsman's station on portside with a leather covered stainless steel wheel.
- Console in front of the wheel for the electronics, together with all the electric controls (engine, windlass, furling gears, etc).
- Helmsman's seat with seat and back upholstery.
- Adjustable teak cockpit table.
- Locker for varied equipment.
- LED lighting in the wheelhouse with dimmer.

RIGGING

- AMEL mast and electric in-mast furling system. AMEL boom and electric clew sheeting system. Finish : 2-component polyurethane paint.
- 2 sets of spreaders.
- Adjustable rigid down-haul on the boom.
- LED deck lights : 1 on the mast, 2 on the spreaders and 1 on the boom end.
- LED mooring and masthead lights.
- Dyform stainless steel standing rigging.
- Vectran and Dyneema halyards.
- Profurl electric genoa furling gear.
- Halyard for mast ascending.
- Additional external halyard on the mast for light sails.
- Boom extension for handling heavy parts (outboard engine...).

ENGINE


- Spacious engine room, isolated in case of flooding, gathering all the technical devices.
- High density insulating foam with very efficient sound insulation.
- Several lighting points, 230 V socket.
- Access: full opening of the cockpit bottom assisted by a gas strut.
- Volvo engine, 5-cylinder, low speed diesel engine, 110 HP / 81 kW, hydraulic gearbox. Electric throttle.
- Shaft line transmission with strut.
- Propeller shaft break.
- Fixed 3-blade propeller (folding propeller in option).
- Diesel fuel capacity: 650 litres.
- 24 V fans for the engine and batteries compartments.
- Automatic bilge pump.

WATER / SANITARY INSTALLATION

- Fresh water capacity: 1 x 600 litre tank under saloon floor with access through hatches.
- 50-litre water boiler in the saloon.
- Fresh water pump in the engine room.
- 45-litre compartmented grey water tank with 2 bilge pumps (1 electric automatic pump and 1 manual pump).
- 2 black water holding tanks (80 litres each).

ELECTRICAL INSTALLATION

- 24 V and 230 V distribution boards with ammeter and voltmeters.
- 12 V circuit for engine with 12 V / 150 A alternator and starting battery (90 Ah).
- 24 V service circuit with 24 V – 110 A Mastervolt alternator (Volvo engine) and 400 Ah gel battery capacity (optional in the Pack Plus Comfort: extra 200 Ah of gel batteries for a total of 600 Ah ; or optional Lithium batteries for 800 Ah).
- 230 V circuit with shore power connector at the aft, and 230 V/24 V, 60 A charger (optional in the Pack Plus Comfort: extra 110 A charger).
- 24 V interior lighting (mostly LED).
- 230 V and USB sockets.



ALARMS

- Alarm on main sea water inlet.
- Overflow alarm in aft deck locker.
- Grey water level.
- Smoke detector in the saloon.
- Battery temperature.
- Battery charge level.

NAVIGATION ELECTRONICS

- Furuno GP330 GPS.
- Furuno FI70 central navigation unit : 1 GFD at navstation and 2 repeaters in the cockpit (wind displays).
- Garmin 215 I VHF at navstation.
- Furuno Navpilot 711C hydraulic autopilot.

SAILS AND ACCESSORIES

- Tri-radial cut Hydranet mainsail with UV protection.
- Tri-radial Hydranet genoa with UV protection.
- 2 x 15 m of mooring lines.
- 2 x 20 m of mooring lines.
- 8 fenders.
- Owner's manual, drawings, diagrams and equipment manuals.

INTERIOR FITTINGS

Woodwork

- Wood finish : light Oak or American Walnut with a matt varnish.
- Laminate flooring (light oak finish).
- Many handrails, lighting by spotlights and wall lamps (mainly LED).

Storage

- Numerous storage spaces on board including cabinets, drawers, lockers, hanging lockers and under sole lockers.

Trimming and upholstery

- High quality standard upholstery and trim. Different upholstery available on request.
- Black-out blinds on all the port lights.
- Black-out blinds and fly screens for all deck hatches.
- Lee clothes or lee boards for the berths.

SALOON / CHART TABLE / GALLEY

Saloon:

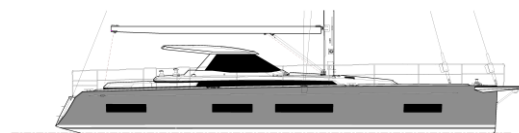
- Bright and spacious. Provides an excellent view of the outside. 2 opening hatches, 2 fixed hatches, 2 fixed roof portlights, 2 opening roof portlights, 4 large hull portlights.
- Lighting from LED ceiling spotlights.
- Numerous electrical sockets.
- Adjustable saloon table for 8 guests, with very comfortable U shaped seat. Close storage for dishes.
- Saloon part: sofa with wine/spirit cabinet and storage for glasses. Small table made of 2 square seats covered by a removable cushion, can be used as additional seats for the dining table.

To portside, the forward facing navigation station:

- Forward facing chart table with storage space and board for the electronics.
- Easy access to 230 V and 24 V power sources ; 24 V and 12 V terminal, 230 V outlets, electrical backlit 230 V and 24 V boards.
- Very comfortable navigator's seat.
- Excellent view outside via a large hull portlight.

Galley:

- Situated to starboard.
- Functional, bright and ventilated : large hull portlight and 2 opening portholes.
- Large working surface made of moulded Corian with surround.
- Sink with mixer tap.
- A combination of low units, drawers and upper cabinets.
- A gimbal-mounted 3-burner stove/oven, with potholders.
- Fridge: column with 1 x 104-litre drawer and 1 x 78-litre drawer.
- 230 V sockets.



FORWARD MAIN CABIN

- Access from the saloon.
- Isolating door with flood retardant system.
- Brightness and ventilation thanks to hull portlights and 2 opening deck hatches.
- Ceiling lights and reading lamps (mainly LED).
- Large double bed with great storage space under the bed. Bed lift on gas cylinders.
- Lee boards.
- Many storage places in cabinets and hanging locker.
- 230 V and USB outlets.

FORWARD STARBOARD CABIN

- Access from the saloon.
- Isolating door with flood retardant system.
- Brightness and ventilation through opening deck hatch.
- Ceiling lights and reading lamps (mainly LED).
- 2 bunk berths, one is foldable.
- Lee-clothes.
- Storage space under lower berth + niches.
- 230 V outlets.

BATHROOM FOR FORWARD CABINS

- Access from the saloon or from the main forward cabin.
- From the saloon: Isolating door with flood retardant system.
- Brightness and ventilation through opening deck hatch.
- LED ceiling lights.
- Storage unit with deep washbasin and mixing tap.
- Cabinets, mirror, towel rail, toilet paper holder, clothes hooks.
- Electric vacuum marine toilet (fresh water) with black water tank.
- Separate shower with swing door in PMMA glass, removable teak floor board, mixing tap, storage.
- 230 V outlet.

LARGE AFT CABIN (OWNER'S CABIN)

- Access through isolating door fitted with flood retardant system.
- Large central double bed with 2 bedside units. Very large storage space under the bed, bed lift on gas cylinders.
- Window in the hull bottom for propeller inspection.
- Lee clothes.
- Many cabinets, double hanging locker.
- To portside : desk with large seat.
- 2 hull portlights with blinds.
- 1 large portlight on aft part of the roof, with blind. 2 integrated opening portholes.
- 1 opening porthole with blind on forward bulkhead.
- 2 opening hatches with blinds and mosquito nets.
- Lighting / power supply :
 - Wall lamps and reading lights on bedhead.
 - LED ceiling lights.
 - 230 V and USB outlets.
- Ensuite bathroom to portside :
 - Separate shower with swing door in PMMA glass, removable teak floor board, mixing tap, storage.
 - Storage unit with deep washbasin and mixing tap.
 - Cabinet, mirror, towel rail, toilet paper holder, clothes hooks.
 - Big mirror on the door.
 - LED ceiling lights.
 - Ventilation through opening porthole + mechanical ventilation.
 - Electric vacuum marine toilet (fresh water) with black water tank.
 - 230 V outlet.

This document is informative. Chantiers AMEL reserve the right to alter without prior notice any element concerning this list of equipment or to replace an article by another article of identical quality.