

05 385
OFFSHORE



PURE. PURSUIT.



OFFSHORE OS 385


The OS 385 combines the performance, seaworthiness and fishability of the world's top inboard convertible and express offerings with the luxury interior appointments of most comfortable cruisers.

The fully integrated hardtop and windshield are engineered to support an optional factory-built tower. Dependable Yamaha® outboards on the transom increase overall performance and open up valuable space for additional storage and accommodations. Her sleek, express style with a 13-foot beam results in an expansive cockpit and roomy interior below decks. Two available floor plans below deck feature light-colored interior woods, exquisite fabrics and strategically located ports to make the interior spacious, stylish and inviting.

PERFORMANCE

Triple Yamaha® F350 Engines

Cruise Speed	34.4 MPH at 4000 RPM
Consumption	37.9 GPH (0.91 MPG)
*Range	288 Miles
Top Speed	54.1 MPH
*Range based on 90% of total fuel capacity	



STANDARD Interior Arrangement



OPTIONAL Interior Arrangement



HULL & HELM COLOR OPTIONS

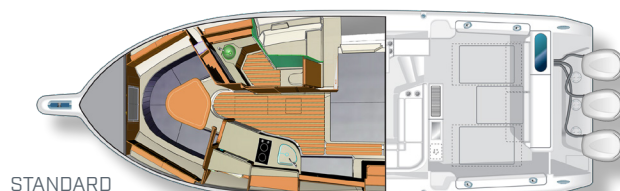
TITANIUM	NEPTUNE GRAY	FLAG BLUE	GULF STREAM BLUE
			

SPECIFICATIONS OS 385

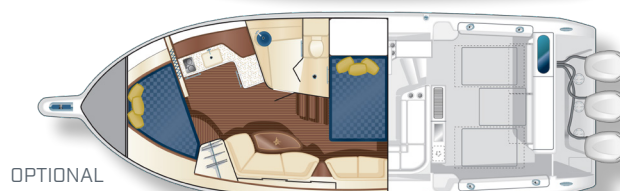
L.O.A.	39' 2" (11.94 m)
Beam	13' 0" (3.96 m)
Hull Draft	
Motors Up	2' 1" (0.64 m)
Motors Down	3' 6" (1.10 m)
*Clearance w/Hardtop from Waterline	10' 10" (3.30 m)
Approx. Dry Weight Triple F350 Engines	19,450 lbs (8,822 kg)
**Fuel Capacity	370 U.S. gallons (1,401 L)
Diesel Generator Tank	25 U.S. gallons (95 L)
Fresh Water Capacity	65 U.S. gallons (246 L)
Holding Tank Capacity	18 U.S. gallons (68 L)
Max. Horsepower	1050 hp (783 kw)
Deadrise	18°

*Hardtop Clearance shown does not include options which could increase this height dimension.

**Net tank capacity. The usable fuel capacity will be affected by several factors, including EPA-required fuel system components, temperature and loading of the boat. These factors will reduce the usable fuel capacity by approximately 10%.



STANDARD



OPTIONAL



With unmatched inner strength and efficiency, combined with reliability and precision performance, Yamaha engines will give you an exceptional ride and efficient fuel consumption.

STANDARD EQUIPMENT

HULL FEATURES

- Pursuit® Protection Plan:
 - 5 Year Hull and Deck Structural Warranty
 - 5 Year Blister Free Warranty
 - 2 Year Limited Warranty
- Pursuit Fresh White Gelcoat
- Hand Laminated Hull with Vinyl Ester Resin and Engineered Fabrics
- Infused Fiberglass Structural Grid System with Molded Finish and Integrated Bilge Water Management System
- 5 Ply Resin Infused Composite Transom System with Patented Transom Reinforcement Grid
- Foam Filled Structural Grid
- Bronze Thru Hull Fittings Below Water Line
- Chrome over Bronze Thru Hull Fittings Below the 7 Degree Heel Line
- Stainless Clad Composite Thru Hull Fittings Above the 7 Degree Heel Line
- Bronze Garboard Drain
- Trim Tabs, Lenco Electric with Auto-Retract
- Bow Eye, 5/8" 316L Stainless Steel
- Bow Thruster, 5.4 HP [4.0 kw] with Group 31 AGM Battery, Switch and Fuse
- Dedicated Transducer Location

DECK FEATURES

- Hull and Deck Joint: Mechanically Fastened and Includes Aluminum Backing Plates At Cleat Locations
- Rub Rail: High Density PVC with Solid 316L Stainless Steel Insert
- Molded One Piece Deck and Cockpit Liner with Non-Skid Pattern Area
- Flush Mounted Integral Anchor Locker with Fiberglass Lid including: Anchor Windlass with Switch at Helm and Remote at Anchor Locker With Fresh and Raw Water Washdown with Overboard Drain, 316L Stainless Steel through Bow Pulpit Anchor Roller with 10" Mooring Cleat, Skid Plate, Chain Binder, 35lb Stainless Steel Plow Style Anchor, Self-Righting Shackle and 300' Rode [5/8" 8 Plait including 20' of 5/16" G4 Chain]
- Cleats, 316 Stainless Steel, 10" Pop Up [2] Stern, 10" Fixed Spring [2] and [2] Bow
- Molded Recessed Hatches with Gaskets and 316L Stainless Steel Latches and Overboard Drain Tracks
- Molded Transom Walkthrough with Hinged Transom Door, 316L Stainless Steel Latch and Positive Catch
- Self-Draining Cockpit with Bronze Ball Valve at Hull Side
- Bow Rail, One-piece, Welded 316L Stainless Steel, with 1 1/4" Top Rail and 1" Stanchions
- Transom Grab Rails, 316L Stainless Steel, [Port & Starboard]
- Navigation Lights, LED, 2 mile
- Foredeck Hatches, Two [2] 17" x 17", with Adjuster and Framed Slide Screens
- Opening Port Lights [5] with Screen and Stainless Steel Frame
- Port, Starboard and Center Pantographic Windshield Wipers with Fresh Water Washer System

COCKPIT FEATURES

- Custom Cockpit Upholstery with Dri-Fast Foam and Mesh Backing
- Captain's Chair with Swivel Base, Foldable Armrests, Fore and Aft Adjustment and Flip-up Bolster
- Tackle/Storage Cabinet in Aft Side of Bridge L-shaped Lounge
- Molded Port Bridge Lounge Seating with Large Backrest, Folding Arm, Molded Footrest & Port Articulating Armrest
- Pursuit Cockpit JL Audio Entertainment System: 12V Bluetooth® Compatible Stereo System, JL Speakers [7 Total, 4 in Hardtop, 2 Interior, & Subwoofer], Amplifier, Remote at Helm & Ext Antenna

- Molded Entertainment Center with Sink, Hot/Cold Mixing Faucet, Cutting Board and Hinged Fiberglass Lid and Doors with Storage Below
- Starboard-side 64 quart Refrigerator/Freezer with Digitally Controlled Thermostat and Overboard Drain
- Folding Transom Seats [2] with Patented Adjusting Backrest
- Three [3] 316L Stainless Steel Drink Holders on Bridges Lounge, Two [2] at Helm and Two [2] in Gunwale
- Cockpit Machinery Access Hatch
- Fresh Water Wash with Hot/Cold Mixing Valve and Chrome over Brass Pull-out Sprayer at Transom Door
- Raw Water Outlet in Cockpit with Quick Connect Fittings and 25' Hose
- LED Cockpit Accent Lights
- Acrylic Sliding Companionway Door with Lock/Keeper, Sliding Screen
- Interior and Exterior Hardtop Handrails
- Hardtop with Spreader Lights, Six [6] LED Courtesy Lights, Four [4] Frame Mounted Rod Holders, Four [4] Recessed Speakers, Two [2] Acrylic Hatches Horn [Dual Trumpet] and Canvas Storage Pouches for PFD's
- Poly Footrest with Nonskid Pattern
- Dockside Fresh Water Inlet
- 240v Cockpit A/C with Reverse-cycle Heat 16,000 BTU
- 240v Cockpit Grill with Fiberglass Cover

FISHING

- Rod Holders [4], Stainless Steel, in Gunwale
- Lighted Oceana Blue 50 Gallon Recirculating Livewell with Bottom Drain Plug
- Fish Box, In-transom [75 gallon], Insulated Fiberglass Refrigerator/Freezer with Digitally Controlled Thermostat and Overboard drain
- Fish Boxes, In-deck [2 x 68 gallon], Insulated and Diaphragm Pumps with Overboard Discharge [Port & Starboard]
- Aluminum Reinforcement Plates and Wiring for Downrigger Installation; Aft Gunwale [Port & Starboard]
- Two [2] Cabin Rod Holders
- Six [6] Enclosed, Lockable Gunwale Rod Storage
- Reinforcement for Fighting Chair

HARDTOP & WINDSHIELD

- Molded Fiberglass Hardtop Integrated Visor
- Powder Coated Aft Structural Hardtop Supports with Rod Holders [4] with Integrated Ladder Rungs for Access to Hardtop
- Custom Windshield System with Tempered Windshield and Side Glass with Infused Fiberglass Frame and Electrically Actuated Center Vent Window
- Custom Stainless Steel Ratcheting Anchor/Stern Light with Burgee Rings and USA Flag
- Two [2] Tri Color LED Lights
- Indirect Lighting Over Dash
- Two [2] Aft Facing Spreader Lights
- 316L Stainless Steel Fore/Aft Underside Grab Rails
- 316L Stainless Steel Fore/Aft Topside Grab Rails
- Integrated Stereo Speakers [4]
- 60 mil Strataglass™ Side Curtains
- 3 Piece Drop Curtain
- Integrated Port & Starboard Overhead Glove Boxes
- Horn, Trumpet
- Integrated Life Jacket Storage

HELM

- Molded Fiberglass Aft Tilting Helm with Instrumentation Visor, Electronics Mounting Surface, Integrated Footrest and Safety Lanyard
- Molded Acrylic Access Door with Secondary Framed Screen Door and 316L Stainless Steel Locking Latch

- 316L Stainless Steel Steering Wheel with Control Knob and Non-Slip Grip on Sport Tilt Plus Helm
- 12V Panel with Illuminated Carling® Rocker Switches
- Yamaha® Command Link Plus Display
- Port, Center and Starboard Heavy Duty Pantographic Windshield Wiper System with Washer Control
- Trim Tab Control Panel and Indicator
- Bow Thruster Joy Stick Control
- Waterproof Stereo Remote with Full Function Display
- Two 12V Outlets [2] and Dual USB Charger [1]
- Compass
- 316L Stainless Steel Helm Drink Holder
- 316L Stainless Steel Grab Rail
- Helm Fire Extinguisher
- Yamaha® Command Link Plus Display

CABIN

- Molded Acrylic Access Door with Secondary Framed Screen Door and 316L SS Locking Latch
- Cabin Entry Steps with Custom Handrail and Wood Treads
- Molded Cabin Hull Liner with Custom Solid Wood Tongue and Groove Floor Accents, Mechanical Access, Drainage and Sound Damping Insulation
- Molded Cabin Deck Liner with Sound Damping Insulation
- 240V/60 Cycle 16,000 BTU Cabin Air Conditioning with Reverse Cycle Heat and Sound Shield
- Convertible V-berth Lounge with Drawer and Storage Beneath
- Starboard Hanging Locker [Cedar-lined]
- Three Switch Panel with 8 Overhead LED Lights and 4 Accent Lights
- Dinette Base Accent Lighting and V-berth Step Lighting
- 110V Outlet, GFI protected
- Solid Wood Table with Power Adjustable Pedestal
- Forward Dinette Seating Area, Converts to V-berth with Storage Underneath
- Mid-berth 6" Innerspring Mattress
- Mid-berth Adjustable Reading Light [1]
- Mid-berth Settee
- Mid-berth Horizontal Rod Storage for [4] Rods
- 32" LED TV
- JL Audio Stereo Speakers [2]
- CD Monitor

GALLEY

- Corian® Galley Counter Top with Edge Lighting
- Fiberglass Sink with Pressurized Hot/Cold Mixing Valve Faucet
- Covered Trash Storage Bin with Removable Container
- 240V Dual Burner Glass Cook Top with Touch Controls and Pop-up Pot Holders
- 120V 1.1 cu. ft. Stainless Steel Faced Microwave Oven
- 7.5 cu. ft. Refrigerator/Freezer
- Hardwood Veneer Cabinets with Hardwood Trim
- Galley Lower Storage Cabinet with Maple Drawers [3], Dedicated Storage and Trash Can
- Galley Upper Cabinet Storage with Doors
- Storage Cabinet for Plates, Cups and Utensils
- 120V Outlet with GFI Protection [1]
- Fire Extinguisher
- 316L Stainless Steel Opening Port Light with Screen

HEAD

- Fiberglass Head/Shower with Molded-in Fiberglass Shower Seat
- Custom 1 1/4" Wood Framed Entrance Door with Custom Latch and Full Length Mirror
- Vacuum Flush Marine Head with 18 Gallon Holding Tank, Macerator Discharge Pump, Stainless Steel Deck Pump-out Fitting and Bronze Thru Hull Fitting with Seacock
- Fiberglass Toilet Seat Cover
- Corian® Countertop with Storage Cabinet Below and Vanity Mirror

- Designer Sink with Pressurized Hot/Cold Faucet
- Upper Storage Cabinet with Shelf
- Acrylic Shower Door with Stainless Steel Stanchion
- Shower Sump Box with Automatic Discharge Pump
- 316L Stainless Steel Opening Port Light with Screen
- Toilet Tissue Holder
- Grab Rail/Towel Bar
- Switch Panel with Overhead Lights
- 120V Outlet with GFI Protection [1]
- Overhead Deck Hatch

ELECTRICAL SYSTEMS

- UL® Rated Fully Tinned, Color Coded Copper Wire
- Custom In-House Built, Heat Sealed, Mechanically Crimped, Color Coded Battery Cables
- Custom In-House Built, One-Piece Electrical Harness with Water Proof Connectors and Chafe Protection
- Powder Coated, Aluminum, Screen Printed (Front and Back) Battery Switch and Breaker Panel
- Bonding System: Thru Hull Fittings Below Water Line, Trim Tabs, Zinc Anode and Garboard Drain
- Seven Battery System: Port Engine (1), Starboard Engine (1), Center Engine/Generator (1), House (2) [AGM], Electronics (1) [AGM] and Bow Thruster (1) [AGM]
- Single 240V 50 Amp 60 Cycle Dockside Power Connection with 25' Cord and Adapter
- Isolation Transformer

- One (1) 20 Amp Battery Charger for Engine Cranking Batteries
- One (1) 40 Amp Battery Charger for House, Electronics and Bow Thruster Batteries
- Four (4) 12V receptacle; 2 Helm, 2 Cabin
- One Grounding Bus Bar
- Electronics Fuse Block

MECHANICAL SYSTEMS

- Molded Interior White Gel Coat
- Molded Hatch with Gasket and Stainless Steel Gas Spring
- Molded Bilge Sump Area
- One Low Profile 1100 GPH Bilge Pump with Integrated Float Switch, Two 1500 GPH Bilge Pumps with High Water Float Switches and Alarm with SS Clad Composite Thru Hull Fittings
- Fresh Water Pump with Filter
- Raw Water Pump with Bronze Sea Strainer, Seacock and Thru Hull Fitting
- Livewell Cyclone Pump with Bronze Sea Strainer
- Dedicated Fish Box Diaphragm Evacuation Pumps
- Teleflex Power Steering Pump

FUEL SYSTEMS

- Custom Built Premium Fuel Feed Lines with Mechanically Crimped Fittings
- Three (3) Yamaha® Water Separating Fuel Filters with Primer Bulbs
- EPA Compliant Lined 120 Gallon (Port & Stbd), 130 Gallon (Center) Rotomolded Fuel Tanks with Triple Engine Pickups, Shutoff Valves, Digital Level Indicator, Fuel Management Valve Manifold and Deck Fuel Fill Plates

WATER SYSTEMS

- 65 Gallon Water Tank with Level Indicator and 316L Stainless Steel Deck Fill Plate
- Premium Sea Tech Color Coded Water Hose System with Mechanically Crimped Ends
- Pressure Sensing/Variable Speed Pump
- Fresh Water Distribution Manifold with Dedicated Valves
- Dockside Fresh Water Inlet with Pressure Regulator
- 11 Gallon Stainless Steel Water Heater, 240V/60 Cycle
- Transom Shower with Hot/Cold Mixing Valve

GENERATOR

- 240V/60 Cycle 8.0 kW Fischer Panda® Diesel Generator with Sound Shield and Service Slide
- EPA Compliant Lined 25 Gallon Rotomolded Fuel Tank with Engine Pickup, Shutoff Valves, Digital Level Indicator, Water Separating Fuel Filter and 316L Stainless Steel Deck Fill Plate
- Fire Suppression System

Pursuit reserves the right to change boat specifications, equipment, color schemes, and pricing, and/or discontinue models at any time without notice or obligation. Some of the boats shown include optional or dealer-installed equipment. 8/27/2019

OPTIONAL EQUIPMENT

BOAT with ENGINE(S)

- ☐ Triple Yamaha® Digital F300 (Pearlescent White)
- ☐ Triple Yamaha® Digital F350 (Pearlescent White)
- ☐ Yamaha® Helm Master™ Steering System with Set Point
- ☐ Yamaha® Helm Master Steering System Upper Station (Must Order for Lower Station)

COLOR SELECTIONS

- ☐ Pursuit Titanium Hull
- ☐ Pursuit Neptune Gray Hull
- ☐ Pursuit Flag Blue Hull
- ☐ Pursuit Gulf Stream Blue Hull
- ☐ Boot Stripe Color: Black/Black - Standard Navy/Navy, Platinum/Platinum, Red/Red, Scarlet/Scarlet, Artic White/Quartz Gray
- ☐ Helm Color: Titanium - Standard Neptune Gray, Flag Blue, Gulf Stream Blue
- ☐ Optional Interior Arrangement (Gallery Starboard Side)
- ☐ Graphite Interior Fabric
- ☐ Indigo Interior Fabric

MECHANICAL SYSTEMS

- ☐ 50 foot/50 Amp Shore Power Cord
- ☐ LED Spotlight with Remote Control at Helm (Not Available with FLIR Package)
- ☐ All Color Sea Blaze X2 Spectrum Underwater Lights (4)

COMFORT & CONVENIENCE

- ☐ Forward Deck Lounge Cushions with Grab Rails
- ☐ Forward Deck Grab Rails Only
- ☐ Optional Interior Arrangement (Gallery Starboard Side)

WEATHER OPTIONS

- ☐ Stowable Aft Mediterranean Sunshade
- ☐ Sunbrella® Canvas Color: Black, Tweed, Cadet Gray or Navy
- ☐ Upgraded Canvas - Stamoid® (white)
- ☐ Hardtop Aft Curtain - Sunbrella®
- ☐ Hardtop Aft Curtain - Stamoid® (white)
- ☐ Instrument Cover - Sunbrella®
- ☐ Engine Covers - Sunbrella®

SPORT FISHING

- ☐ Tower (Land Delivery - Pursuit Personnel to Assist with Installation) Fiberglass Hardtop, Seating with Flip-up Bolsters for 3, Yamaha® Controls, Yamaha® Display, Yamaha® Ignition Switches with Safety Shutoffs, Tilt Steering, Tricolor LED overhead lighting (2), LED Spreader Lights (2), Compass, Trim Tab Control, Drink Holders (2) and Built-in Center Rigger Receiver
- ☐ Tower (Water Delivery, Fully Installed)
- ☐ Taco Grand Slam 380 Outriggers with 18' Telescoping Poles
- ☐ Rupp Tournament Outriggers (with Tower Option Only)
- ☐ Transom Rod Holders (6)

ELECTRONICS

- ☐ Garmin® Electronics Package Includes: GPSMAP 8612XSV 12" Display, 8612 12" Display, CHIRP B 265LH, 1KW Transducer, NMEA 2000 Starter Kit, Yamaha® Gateway, VHF 315, VHF Antenna, Custom Pursuit Dash Panel
- ☐ Garmin® GPSMAP 942xs 9" Display and GHS™ 11 Wired VHF Handset (Upper Station Only)

Please see your local dealer for more information.

- ☐ Garmin® Radar Open Array GMR 424 xHD2
- ☐ Garmin® Reactor Corepack with Smartpump Auto Pilot
- ☐ Garmin® GHP Reactor Auto Pilot (with Helm Master)
- ☐ FLIR Night Vision Package (with Image Stabilization), Garmin Rear Facing Camera, and SiriusXM® Receiver for Weather (Subscription Required) (Requires Garmin Pkg and Cannot be Ordered with Spotlight)

OS 385
OFFSHORE

Dealer _____

Dealer Prep _____

Dealer Discounts _____

Freight _____

Dealer Additions _____

Total _____



FIND OUT MORE AT PURSUITBOATS.COM

AMERICAN
MADE 

3901 St. Lucie Blvd., Ft. Pierce, FL 34946 | 772.465.6006

Pursuit reserves the right to change boat specifications, equipment, color schemes, and pricing, and/or discontinue models at any time without notice or obligation. Some of the boats shown include optional or dealer-installed equipment. Please see your local dealer for more information.