

# INTRODUCING Spitfire and SA Boat Trailers



**SA Boat Trailers**  
*The Happy Boating People!*



Andrew van Ryneveld  
Spitfire Boat Trailers SA and SA Boat Trailers  
Unit2 / 614-616 South Road, Angle Park, 5010, SA  
Email: [andrew@saboattrailers.com.au](mailto:andrew@saboattrailers.com.au)  
Ph: 0450 731 952



**SPITFIRE** Aluminium Boat Trailers are premium quality, anodised aluminium trailers, designed for convenience, leading drive-on and towing performance, and longevity. As Spitfire Boat Trailers SA we manufacture in Adelaide, and primarily support **SA, VIC, and TAS**.

Our business operations are;

- ✓ **Spitfire Boat Trailers SA** – this is our Spitfire trailer manufacturing.
- ✓ **SA Boat Trailers** – this is our trailer service, parts, accessories, and field support.

We are a small specialist team combining engineering, business, operations, trade skills, and a passion for quality in what we do and how we do it. Our focus is to provide the best performing and most enjoyable boating experience for all clients, whether recreational or commercial, and living locally or interstate, and regardless of the type or age of boat.



We are also a group of very keen and experienced boat owners. Therefore, we fully understand the operational, mechanical, and corrosion frustrations people face with traditional boat trailers. This experience helps us clearly understand and interpret your needs.

What sets our boat trailers apart is demonstrated by our unique and interesting trailer design features, and the combination of Aluminium and Stainless Steel for quality and longevity. We couple this with our passionate and relentless pursuit of build detail and quality, and our dedication and priority to achieve positive and long-term **'Happy Boating'** client experiences.

Other defining characteristics of a Spitfire Trailer include:

- ✓ Eye-catching, long-lasting, top-quality materials and design
- ✓ Clear and uncluttered trailer entry – land the boat.. don't crash it!
- ✓ Excellent launch and retrieve performance (winching or driving on and off)
- ✓ Great to tow - Safer and more stable for diverse Australian road conditions
- ✓ Very simple to maintain
- ✓ Full & independent engineering certification and national ROVER/ADR/DIT approval

Access our Website and trailer Performance Video via the **QR CODES** below:

Link to our Website	Link to our short trailer Video
	

Introducing Spitfire & SA Boat Trailers



## Workshop operations and capability

Our workshop is approximately 15mins northwest of Adelaide city centre, next door to Sports Marine at 614-616 South Road, Angle Park. You can find us also by searching “**SPITFIRE BOAT TRAILERS SA**” or “**SA BOAT TRAILERS**” on Google.

The business was established in 2019 and is owned by Andrew van Ryneveld – an experienced boating and yachting enthusiast, boat owner, and engineer. The workshop covers ~512 sqm and is fully equipped for manufacturing and service support... including our 4-ton gantry for setting clients’ boats (up to 3.5ton boat weight) onto a trailer.

Our Spitfire trailers range from 750kg ATM to 4500kg ATM, and for boats up to 8.3m

SPITFIRE ALUMINIUM TRAILERS Adelaide Trailer Range						
Model	Axles	Trailer ATM kg	Approx Tare kg	Chassis LOA (m)	Chassis width (m)	Approx boat size (metres) (Min - Max)
560-750	1	750	180	5.20	2.20	4.0 - 4.8
575-1200	1	1200	360	5.75	2.37	4.5 - 5.3
575-1500	1	1500	380	5.75	2.37	4.5 - 5.3
625-1500	1	1500	420	6.40	2.37	5.2 - 5.8
625-1500W	1	1500	440	6.40	2.49	5.2 - 5.8
625-2000N	2	2000	450	6.40	2.37	5.2 - 5.8
625-2000	2	2000	460	6.40	2.49	5.2 - 5.8
675-2000N	2	2000	470	6.90	2.37	5.7 - 6.3
700-2000	2	2000	480	7.15	2.49	5.8 - 6.5
700-3000	2	3000	540	7.15	2.49	5.8 - 6.5
750-3000	2	3000	560	7.65	2.49	6.3 - 7.2
750-3500	2	3500	590	7.65	2.49	6.3 - 7.2
825-3000	2	3000	610	8.15	2.49	6.6 - 7.5
825-3500	2	3500	630	8.15	2.49	6.6 - 7.5
885-4500	2	4495	920	8.75	2.49	7.3 - 8.3

- ✓ Normal Delivery – within 2 weeks from receipt of order confirmation deposit.
- ✓ Warranty – 2 years on the chassis, 1 year on all other components excl wear items.
- ✓ Primary business, sales, and service coverage – SA & VIC



## Quick Enquiry Sheet

**Grab a pen or pencil, jot down some details, take a picture,  
and send via SMS to me (Andrew) on 0450 731 952**

Name \_\_\_\_\_ Phone # \_\_\_\_\_

Location \_\_\_\_\_ Email \_\_\_\_\_

Make, Model, approx. year of your Boat \_\_\_\_\_

Boat length (m) \_\_\_\_\_ & hull deadrise (degrees or chine height above the keel mm) \_\_\_\_\_




Is there a max trailer width & length limitation (eg for your shed)? W(m) \_\_\_\_\_ L(m) \_\_\_\_\_

Approx boat & trailer weights as towed (kg): Boat \_\_\_\_\_ Trailer \_\_\_\_\_ TOTAL \_\_\_\_\_





Existing trailer Spec: ATM (kg) \_\_\_\_\_ No of Axles \_\_\_\_\_ Galv or Alloy \_\_\_\_\_

**Other questions and notes... tick the Boat , and make a comment as relevant:**

### **Preferred method of retrieval:**

- ✓ Winching-On only  Comment \_\_\_\_\_
- ✓ Winch-on or occasional 'calm weather' drive-on  Comment \_\_\_\_\_
- ✓ Most weather 'Drive-on'  Comment \_\_\_\_\_

### **General use of the trailer:**

- ✓ Regular long-distance towing  Comment \_\_\_\_\_
- ✓ Mostly local (home to boat ramp)  Comment \_\_\_\_\_
- ✓ Beach or shallow water launch and retrieve  Comment \_\_\_\_\_
- ✓ Latch and Catch type device used or required  Comment \_\_\_\_\_

How soon do you need it? \_\_\_\_\_ Is your existing Trailer operational? \_\_\_\_\_

Other Notes: \_\_\_\_\_