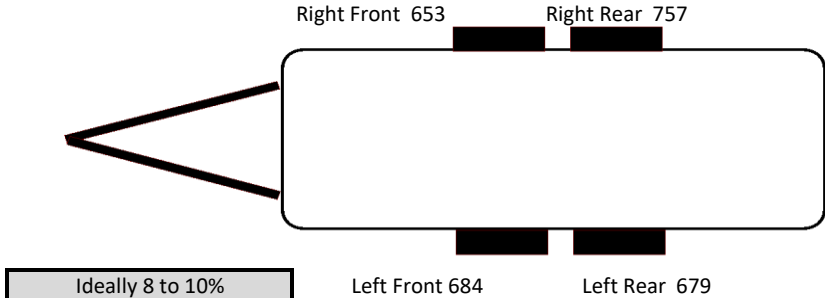
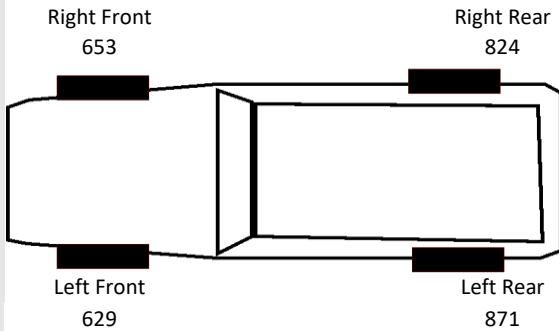
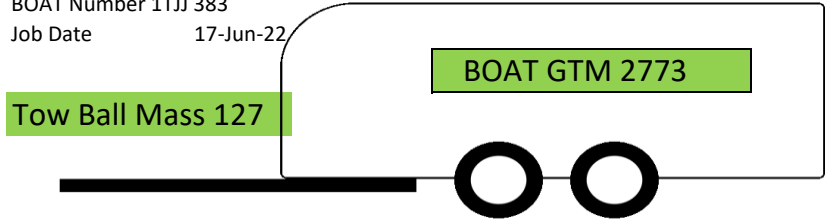
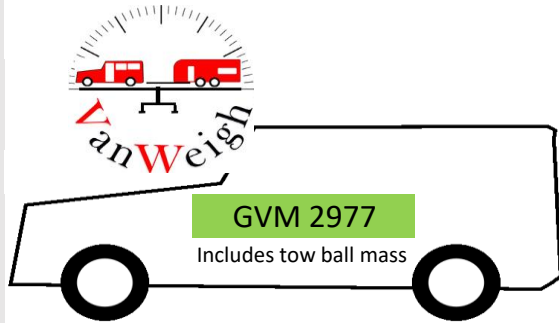


CUSTOMER
CAR NUMBER PLATE

Van to car Ratio ideal < 85%	Advisory only
93%	

BOAT
BOAT Number 1TJJ 383
Job Date 17-Jun-22



(GVM) Gross Vehicle Mass is the weight of a laden vehicle as measured under its wheels.

(TBM) Tow Ball Mass is the weight imposed on the tow vehicle by the coupling of a laden caravan or Camper.

(GTM) Gross Trailer Mass is the weight of the laden Caraven when the Caraven is coupled to the tow vehicle,

(ATM) Aggregate Trailer Mass is the total weight of the Caravan including TBM and all extras loaded

(GCM) Gross Combined Mass is the total weight of both the tow vehicle and the caravan/trailer

(BTC) Breaked Towing Capacity is the total weight that a vehicle is allowed to tow as specified by the vehicle manufacturer

Spare Capacity occurs when your van compliance axle group loading is greater than your van ATM, Then ATM may be able to be adjusted upwards

Ideally 8 to 10%		Tow Ball % 4%		Possible ATM adj	
Advisory Only		Actual Axle Group 2773		Possible ATM adj	
1282	Actual Axle Groups	1695	Actual Axle Group		2773
1480	Comp Axle Group	1850	Compliance Axle Group		3000
198	Towing Vehicle		155	Caravan or Trailer	
Compliance Plate GVM		3200	GTM Comp		3000
Actual weight		2977	ATM Comp		3200
Difference in KG		223	Actual		2773
Difference in KG		223	Difference		227
GCM Gross Combined Mass of both Car and Trailer					
Compliance Plate		6000	Actual Trailer Weight		2900
Actual weight		5750	KG Difference		600
KG Difference		250	82.86%		Ideal 75%
Advisory Only					

Disclaimer

Information provided is true and correct at the time of weighing, however Vanweigh bears no responsibility for changes in weights or circumstances after the printing of this document.
The document is advisory only and cannot be used for Licencing or insurance purposes.