



SEASIDE 13.20 POWER

Bali 📞 +62 813 8423 0193
Italy 📞 +39 345 344 5912
info@seasidecatamarans.com

Exclusive distributor Italy
Mr. Vanni Gori
📞 +39 335 662 8866
vanni.gori@gmail.com

Exclusive distributor Australia
Mr. John Unite
📞 +44 7780 568 563
📞 +62 851 9014 0675
johnunite@gmail.com



www.seasidecatamarans.com

Space and comfort merge into a single concept, the hallmark of the Seaside 13.20 Power. In this yacht, Seaside Catamarans aimed to create a comfortable vessel designed for long distances, with ample storage and comfort for extended stays at sea.

This catamaran is broad and stable, focusing on lifestyle and onboard comfort.

The exterior volumes are unmatched for vessels in this segment, offering a high level of livability and comfort in every area. The flybridge is step-free, and the centrally located and slightly recessed helm console allows for the development of a sunbathing area that can accommodate up to 5 people. Additionally, a spacious living area with a L-shaped sofa, teak table, and a bar counter equipped with a refrigerator and sink provides the perfect spot to enjoy the best hours of the day from this beautiful terrace.

The bow is easily accessible with protected side decks and features a comfortable and modular relaxation area.

The main deck is designed for maximum utilization, furnished with high-quality elements and precious materials, creating a play of refined color combinations that give the entire structure a classy configuration upon entering the salon. The kitchen adjacent to the entrance is notably spacious, fully equipped, and designed to be easily connected to the cockpit, which is roomy and set up with a table and C-shaped sofa, ideal for outdoor dining.

The salon is completed with two additional elegant sofas, two tables, the bar counter and the chart table.

Below deck, in the hulls, two different configurations are available: owner's cabin, two double cabins, and two bathrooms, or alternatively, four double cabins and two bathrooms. Both solutions offer total livability of the spaces; all cabins feature generous windows, ensuring ample natural light and a pleasant ambiance.



TECHNICAL SPECIFICATION

Overall length: 13,20 mt – 43,30 ft

Max beam: 5,60 mt – 18,37 ft

Draft: 0,60 mt – 1,96 ft

Design category: B12 – C16 – D20

Beds: 6 - 8 pax

Engine: 2 x inboard diesel 280 hp shaft

Fuel tank: 2 x 450 lt

Water tank: 2 x 240 lt

Waste water tank: 2 x 87 lt







ENGINE & PROPULSION

- 2 x inboard diesel engine 280 hp - 2 x stainless steel shaft
- 2 x fixed pitch propeller - Soundproof panels in engine rooms
- Propulsion and speed control panels with levers on helm station

- **Rudder & steering system**
- 2 x bronze rudder - Hydraulic steering system - Helm station on the flybridge

- **OPTION**
- 2 x inboard diesel 380 hp shaft
- 2 x outboard Mercury 200 hp - 2 x outboard Mercury 300 hp - 2 x outboard Mercury 380 hp

MAIN DECK

Set-up and accessories

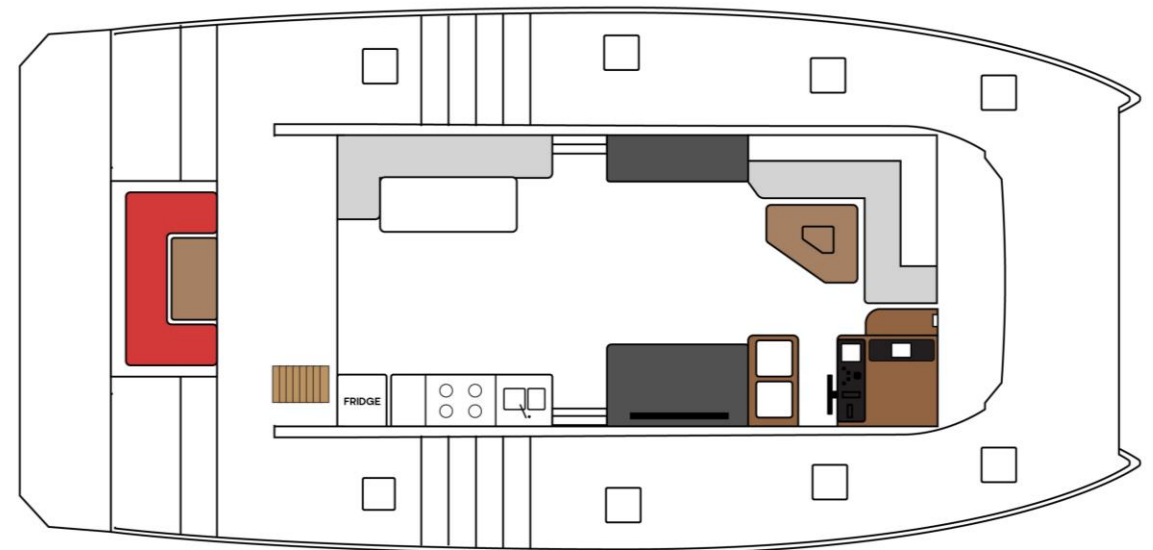
Fixed platform at stern - 2 x stainless steel ladder
Safety equipment and fenders locker Fuel fillers - Water fillers
Black and grey water discharge outlets
Stainless steel handrails - 2 x engine room inspection hatches
Anchor locker Windlass – Fender - Stainless steel cleats and fairleads

Doors and windows

Fixed windows on the deckhouse - Portholes
Sliding aluminum door for access to the deckhouse - 4 x manhole

Main deck set up (cockpit and bow) as per layout

C shape sofa with integrated lockers at stern Teak table
Flybridge access ladder - Lounge at bow





THE DECKHOUSE

Interiors as per layout

Vinyl flooring

2 x L-shaped sofa

2 x table

Chart table

Bar counter

Kitchen

280 Lt refrigerator + freezer

Sink and faucet

Gas stove 3 burners

Gas oven

Cabinets and drawers





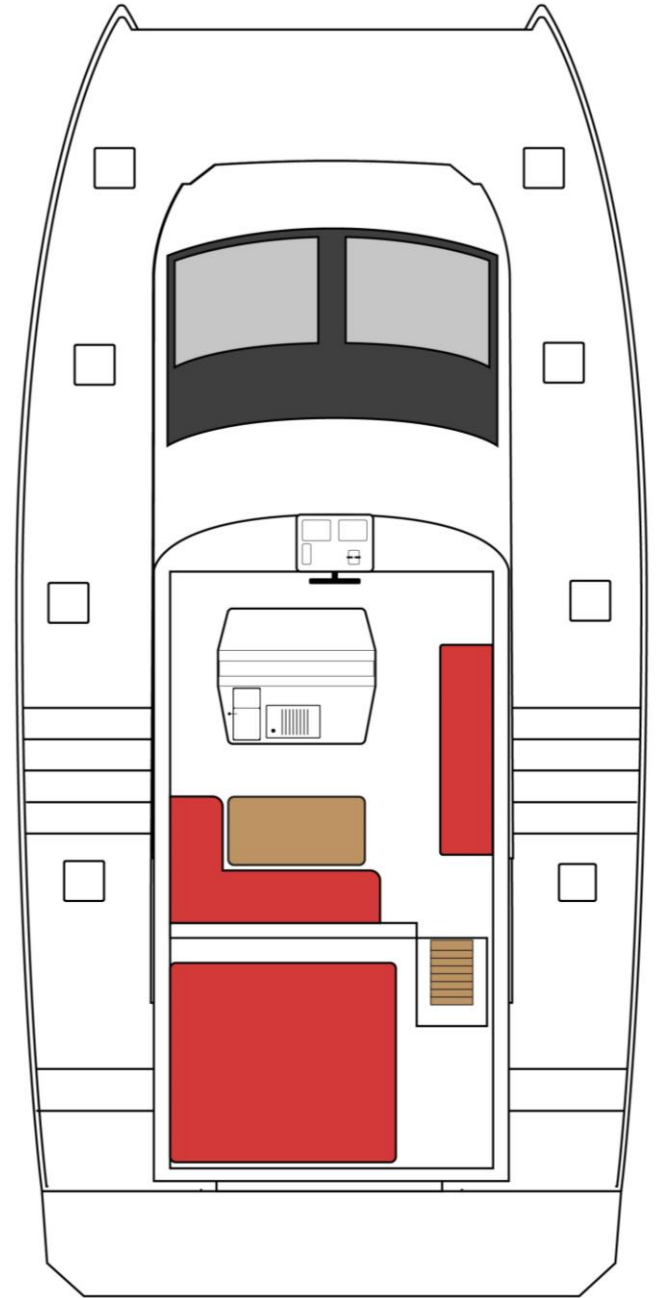
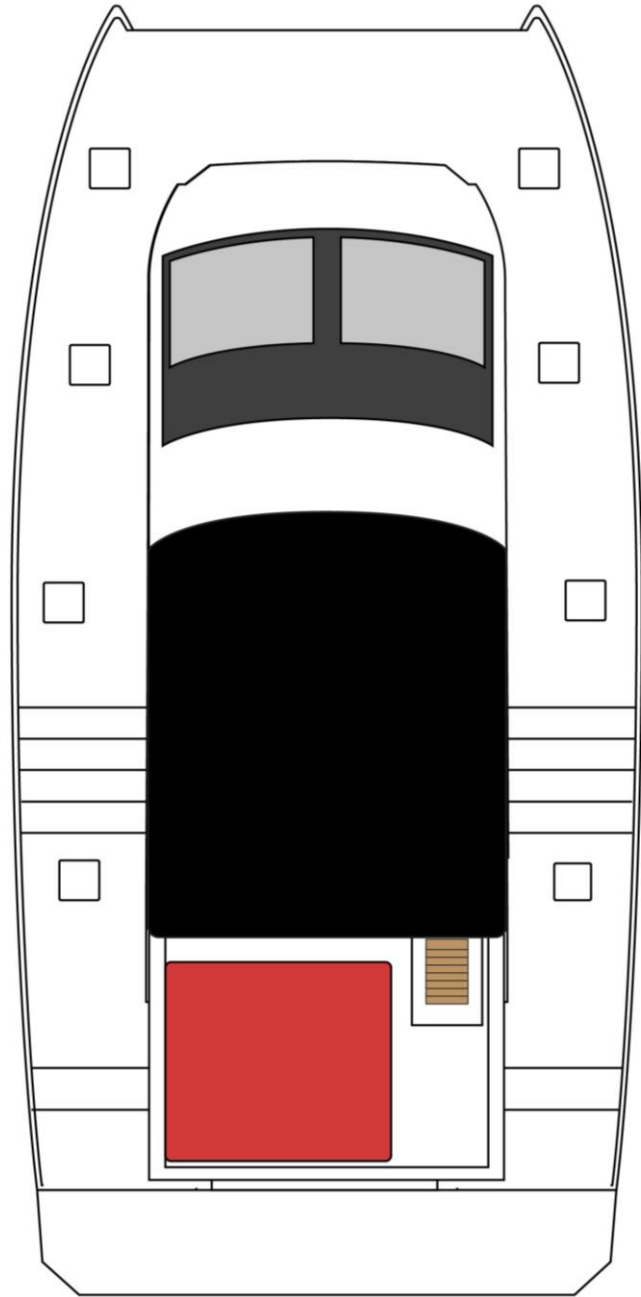




FLY BRIDGE

Helm station - Captain chair - L shape sofa with integrated lockers
Teak table - Straight sofa - Large sunbed - Stainless steel handrails
Hard top





INTERIOR LAYOUT

- Master bedroom with bathroom – 2 x
guest bedroom – 1 bathroom

- 4 x guest bedroom – 2 x bathroom

- Master bedroom as per selected layout

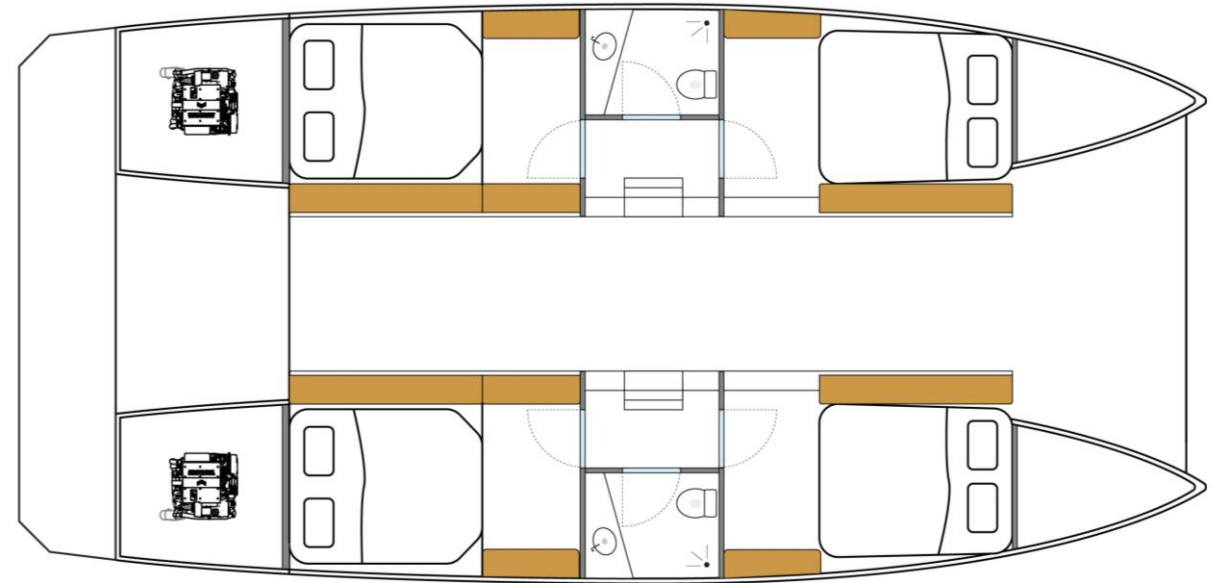
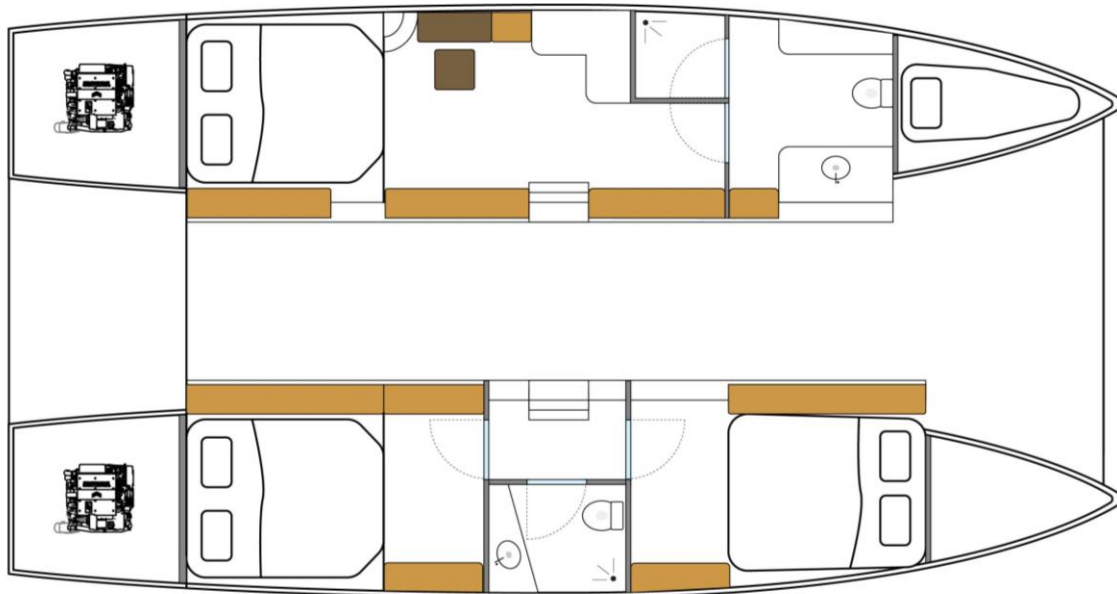
Vinyl flooring - Double bed with mattress - Reading lights - Wardrobe and drawers
Table and armchair

- Double bedroom as per selected layout

Vinyl flooring - Double bed with mattress - Reading lights - Wardrobe and drawers

- Bathrooms as per selected layout

Vinyl flooring – Manual WC - Shower - Sink and faucet -- Accessories -- Cabinet











LIGHTS

Lighting system

LED lights on the main deck, cockpit and flybridge

LED lights interiors -- Lights in the engine room

NAVIGATION

Navigation lights -- Compass -- Horn



ELECTRIC SYSTEM

AC electrical power system

230V system and wiring -- 230V control panel -- External 230V socket

230V sockets: one in each cabin, two in the salon, one in the bathroom, two in the galley

USB sockets for charging: two in each cabin, two in the salon one in the dashboard

DC electrical power system

12V system and wiring -- 12V control panel -- Engine start batteries -- Utility batteries

SYSTEMS AND PIPING

Fuel system

2 x 450 lt fuel tank -- Fuel filters

Fresh water system

2 x 240 lt water tank -- 2 x water pressure pump -- Water distribution system -- Water heater

Grey water system

2 x 130 lt grey water tank -- Drainage system

Black water system

2 x 87 lt black water system -- Drainage system

Bilge system

4 x automatic bilge pump -- 2 x hand bilge pump -- Pipes and valves

Firefighting system compliant with RINA regulations

2 x automatic fire extinguisher in engine rooms -- 3 x fire extinguisher