



HIGH PERFORMANCE  
MARINE

# TITAN 12

HIGH PERFORMANCE CATAMARAN



CUSTOM DESIGN BUILDS, SUITED TO EXTREME COMMERCIAL APPLICATIONS,  
DIVING, PERSONNEL TRANSFER, RESEARCH, RESCUE, MILITARY OPERATIONS, SURVEY

Engineered for Performance. Built for Purpose

# COMMERCIAL APPLICATION SPECIFICATION

Delivered in AMSA 1C Survey - Up to 30 passengers + 2 crew



## OVERVIEW

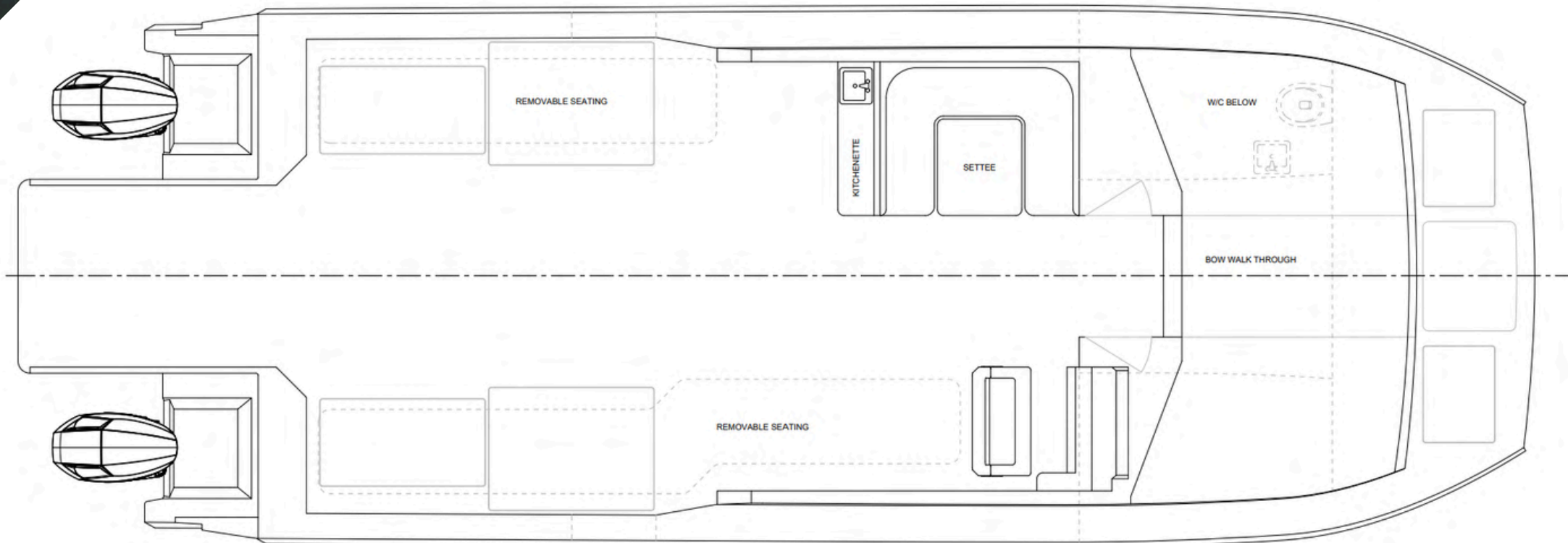
<b>LOA</b>	11.99M
<b>Beam</b>	4.4M
<b>Draft</b>	0.6M
<b>Max HP</b>	1400
<b>Service</b>	28-40KTS
<b>Fuel</b>	2200LTS
<b>Water</b>	400LTS

Engineered for Performance. Built for Purpose

# LET US INTRODUCE YOU

The 11.9 meter High Performance Commercial Catamaran is a strong, versatile workboat designed for stability, safety, and efficiency. Its wide beam and high tunnel clearance provide great offshore performance and ample deck space for different operational uses. This flexible platform supports various equipment options, making it perfect for many uses and an essential asset for any inshore or offshore marine operator.

At High Performance Marine we pride ourselves on quality from the keel up. We ensure all aspects of the build are carefully considered and completed, with thorough quality testing prior to handover. Our workmanship is backed with our 3 year warranty on hull and fitout, with the engines covered by OEM.



# STANDARD FEATURES

From our 15 years of inshore and offshore fleet operation and management experience, we understand what makes a high quality and elite performing commercial vessel, which is why we include key features as standard.

## Electronics

- Premium Garmin Marine GPSMAP 9019 19" GPS/Sounder/ Radar integrated System
- GMR 18 HD3 Radar
- High definition Sonar (through hull transducer)
- AIS Class B
- Autopilot (through Garmin)
- Tank levels, alarms and monitoring

## Control

- Electric steering (Mercury)
- Electronic engine controls including joystick (skyhook positioning optional)
- GME VHF radios with DSC
- Fusion Marine Radio. Bluetooth head unit & 4 speaker system.
- Electric anchor winch, helm control and chain counter
- Individual bilge pumps in all hull spaces, alarm, control and monitoring

## Lighting

- Navigation lights (to AMSA 1C requirements)
- Fwd and Aft Deck lights
- High Quality LED cabin and courtesy lighting throughout

## Hull

- Premium Certified Marine Grade Aluminium
- Polished and clear sealed aluminium topside or Painted to any colour.
- All bilges clear coated with Nylac coating
- Hull sides vinyl wrapped or painted with your choice of colour or design
- All hatches and fittings as per design

## Engine options

- Hull certified for 1400hp
- Included 2 x 425hp V10 Mercury outboard engines, electronic controls
- Optional upgrade to twin 500hp -600hp Mercurys or alternate brands and HP as requested

## Accessories

- Safety equipment to meet AMSA 1C survey requirements (excluding liferafts)
- Vitrifrigo DW210 DTX Double Drawer Fridge Freezer
- Freshwater pumps and hot water shower system in head, including wet area sump drain and 12v electric hot water system
- Tecma quiet flush toilet system pumped to 100lt sullage tank
- Overboard or shoreside sullage discharge system

## Survey and registration

- AMSA 1C Survey Certificate
- Full documentation package of manuals and certificates supplied at handover

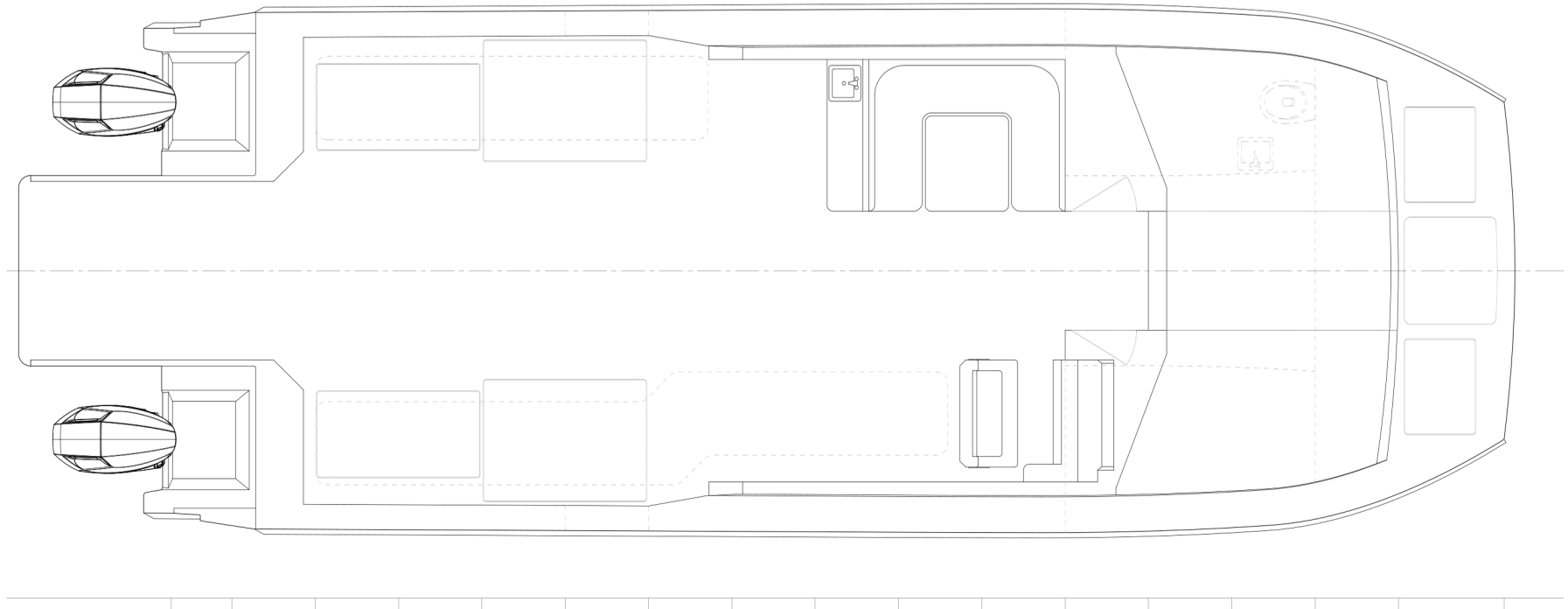
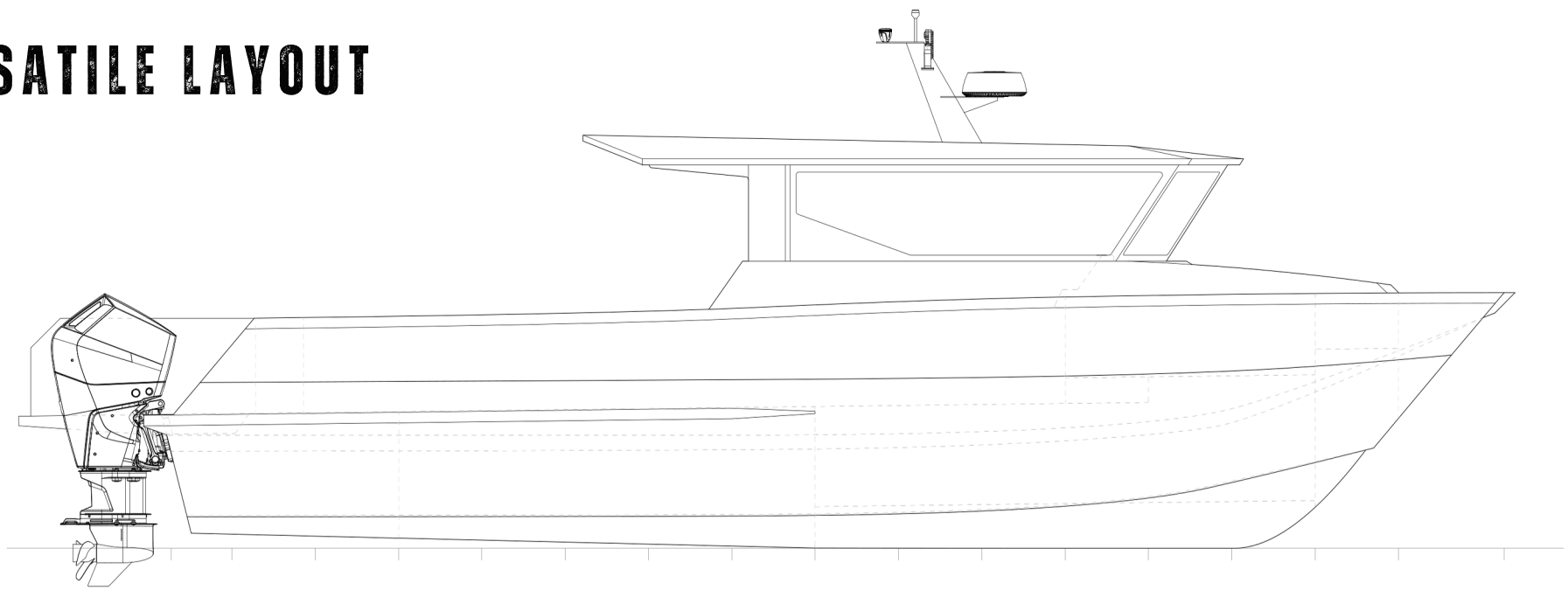
## Delivery

- 5-7 months from contract sign
- Regular project manager updates
- Personal and thorough handover, including onboard induction for owner and crew

## Warranty

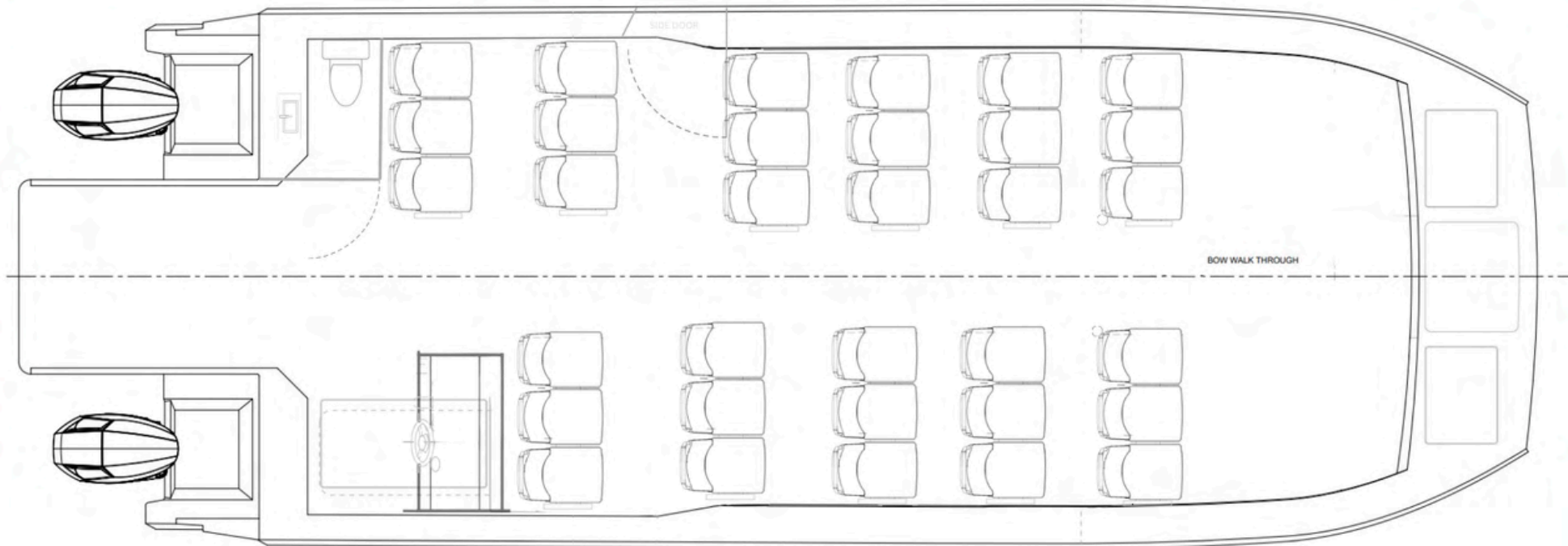
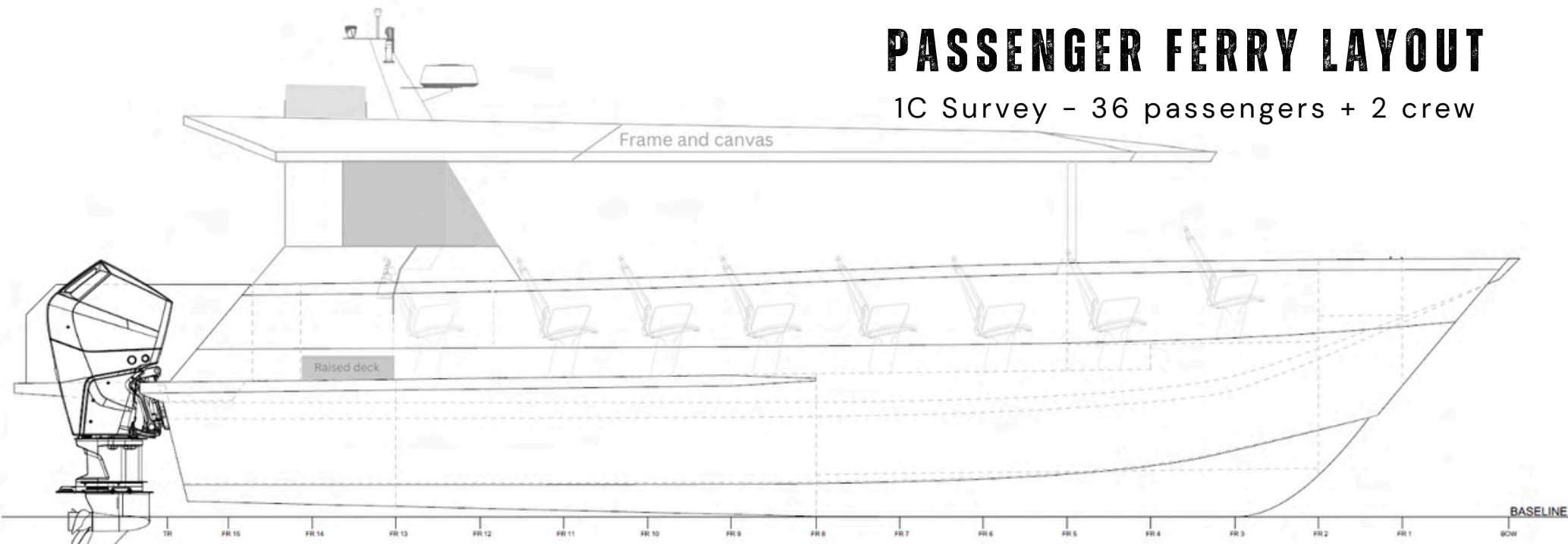
- Hull - 3 years commercial
- Engines - Original engine manufacturer

# VERSATILE LAYOUT

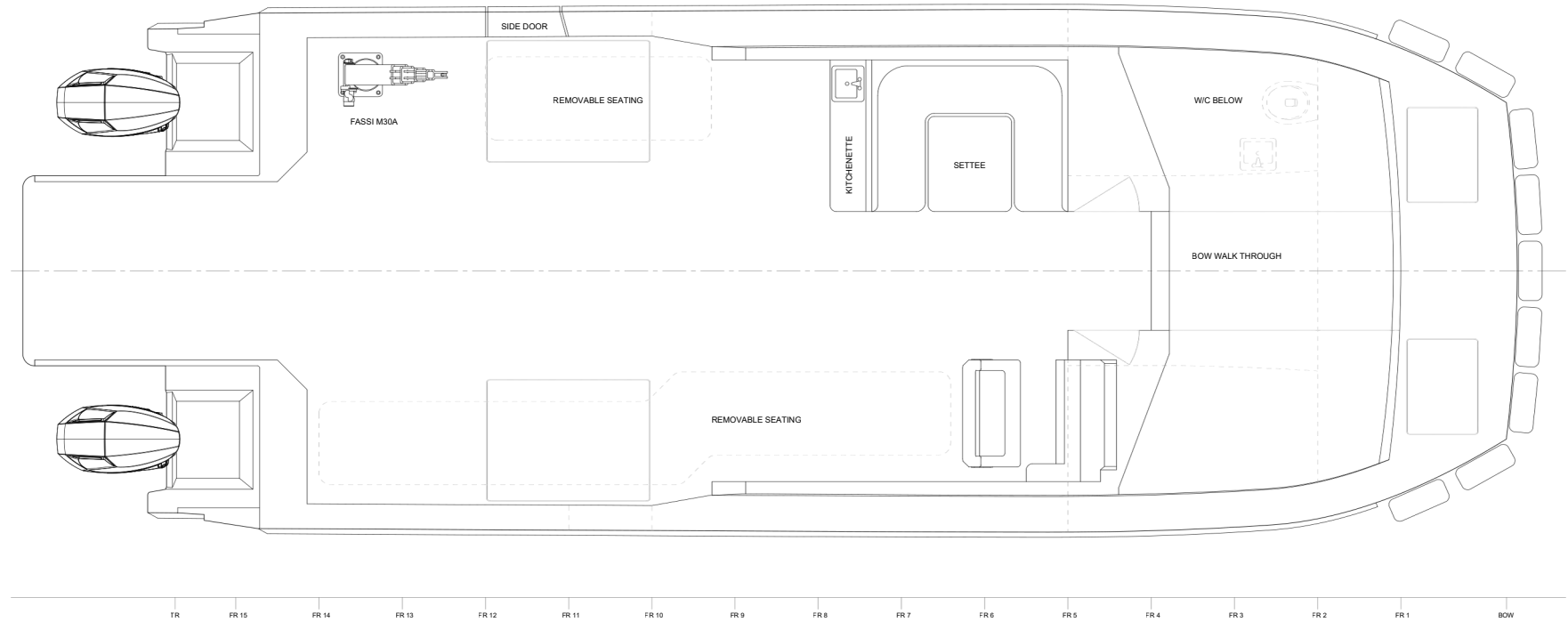
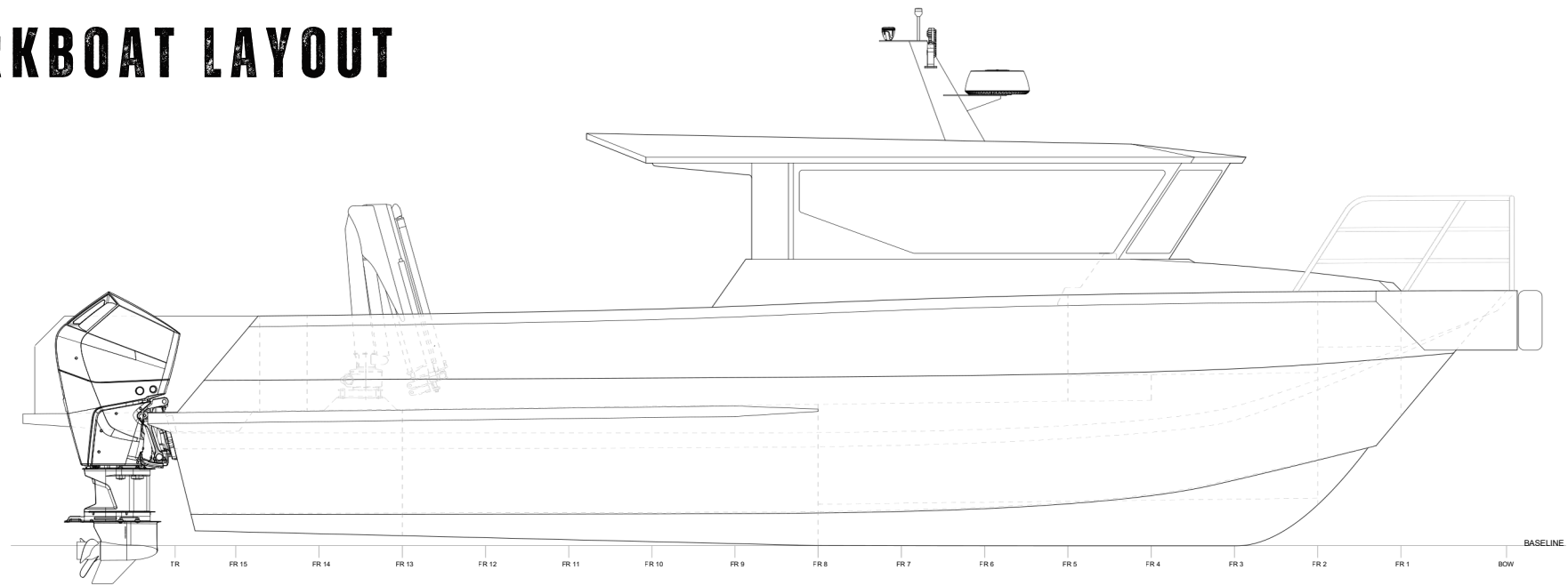


# PASSENGER FERRY LAYOUT

1C Survey - 36 passengers + 2 crew



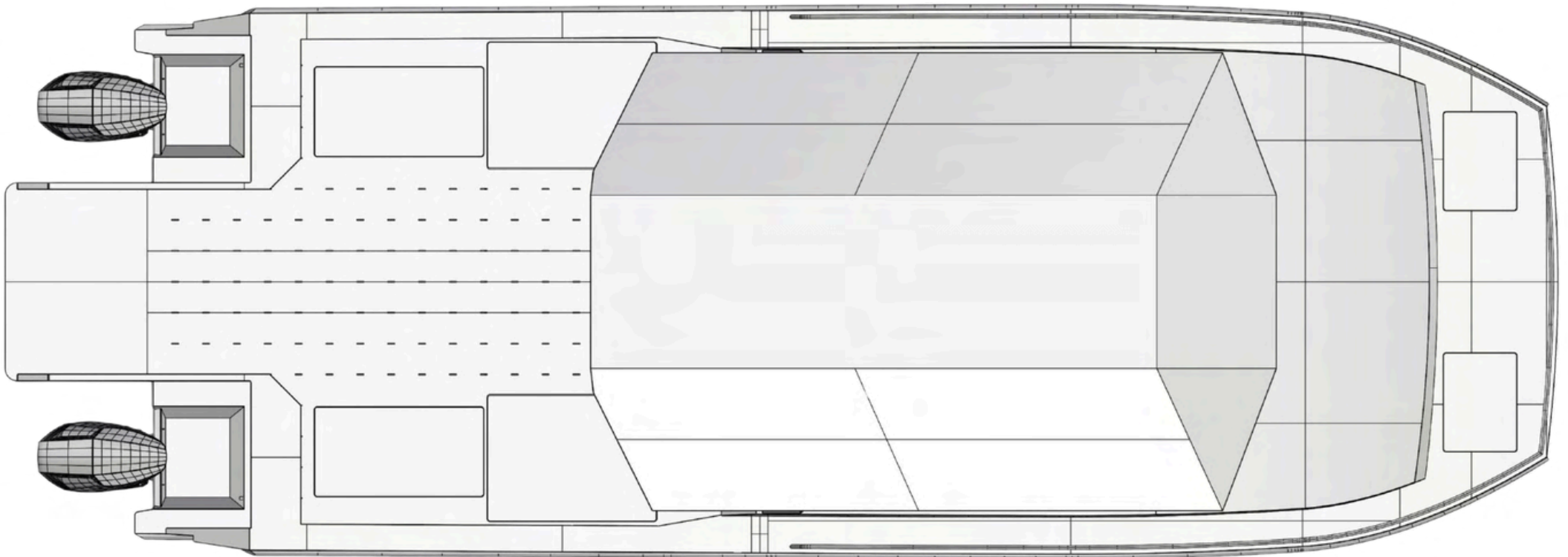
# WORKBOAT LAYOUT



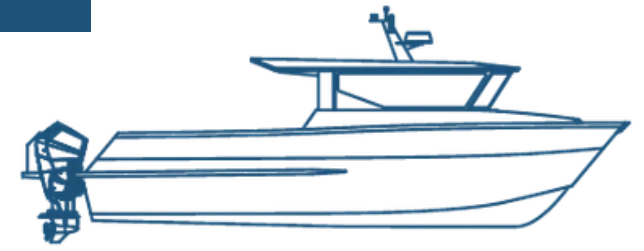
# COMMON CUSTOMISATION OPTIONS

Understanding the versatility required for commercial vessels and application to specific tasks, we are happy to customise your vessel – talk to us about your requirements for more information.


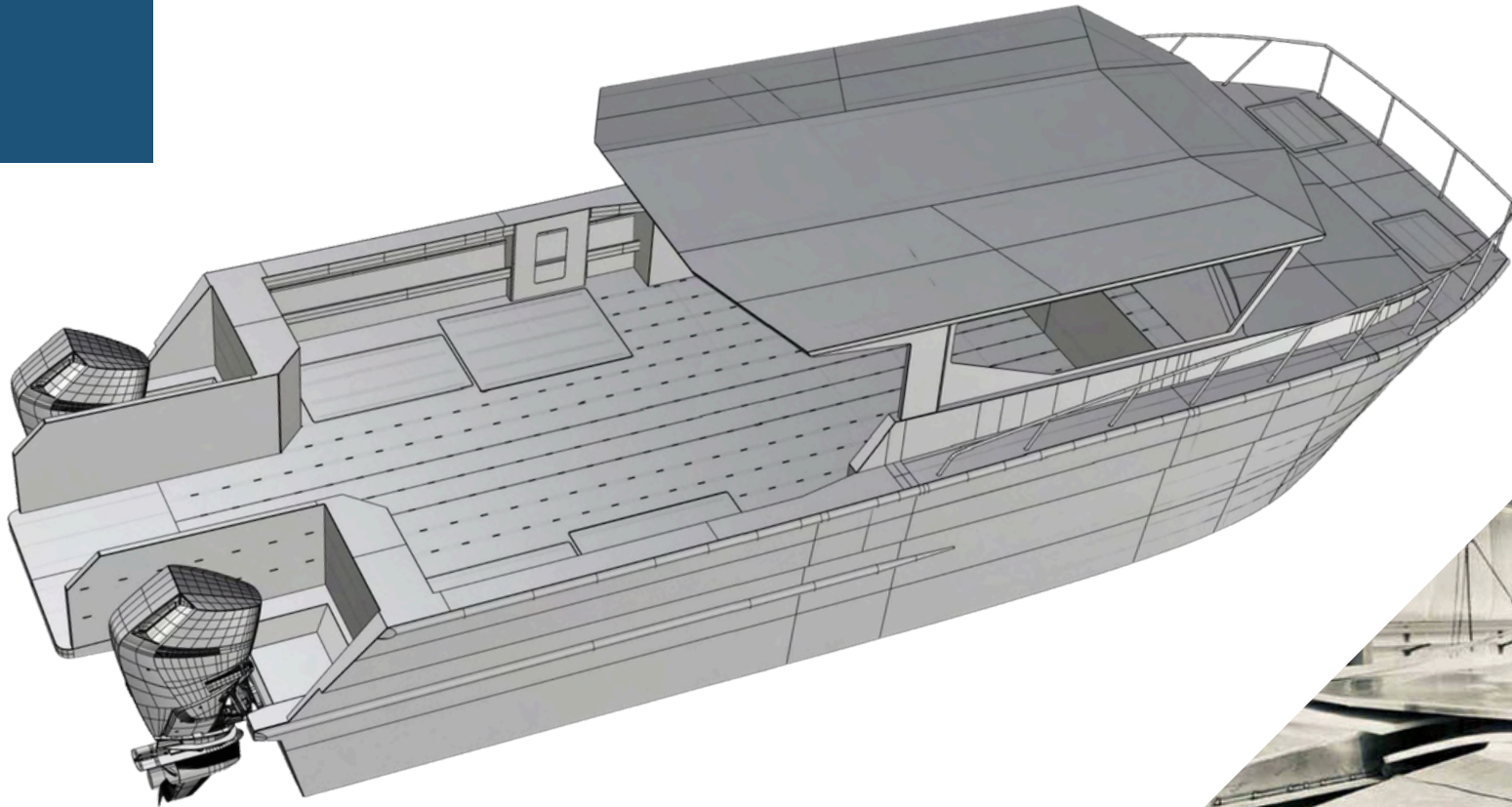
- Engine hp or brand
- Reinforced push up bow
- Hull side protection (Ali or rubber)
- Fwd deck handrails (Crew/ passenger transfer ops)
- Generator
- Marine HIAB and power pack
- Deck Tugger winch and power pack
- A- Frame over stern
- Rated deck securing/ lashing point
- Stern roller
- Airconditioning



- Crew transfer seating
- Dive ladder
- Underwater lights
- Pot winch (gunwale mounted)
- Dynamic positioning system (use of outboard engine system)
- Remote vessel monitoring (vessel performance, location, etc)
- Security and remote monitoring camera systems



## HIGH PERFORMANCE MARINE



*Get in touch to talk about your  
specific vessel needs*



**HIGH PERFORMANCE  
MARINE**

+61 437 322 555

JESSE@HPMARINE.AU

WWW.HPMARINE.AU

ENGINEERED FOR PERFORMANCE.  
BUILT FOR PURPOSE