
210

**LIVE YOUR
PASSION MORE.**
ELAN 210



elan

WWW.ELANSPORTS.COM

210

ALL THE PLEASURE OF OWNERSHIP WITHOUT THE HASSLE AND BUSTLE.



The wholesome cruiser/racer ethos will appeal to both the racing and cruising sailor alike, whilst offering excellent resale potential in the future.

ROB HUMPHREYS
ELAN 210'S DESIGNER

A stylized, handwritten signature in black ink, appearing to read 'Rob Humphreys'.

Elan 210 is the ideal solution for aficionados with serious passion for sailing, but who do not want to sacrifice all their spare time or budget on one sport, hobby or vacation type alone.

Designed for maximum ease-of-use and ease-of-ownership, while ensuring superior sailing performance associated with her bigger siblings, the 210 offers a new concept of ownership. Minimizing every stage of preparation for a sailing vacation, a number of innovative solutions enable you to pack, drive and sail in no time. Like other day sailers, Elan 210 doesn't require a berth in the marina, thus saving considerable cost, while her limited weight doesn't demand big towing cars.

Once on-water, she performs like a bigger boat, thanks to her VO70 inspired broad stern, chined hull and twin rudders. With a stronger breeze she even lifts her bow out of the water and achieves double-digit speeds effortlessly and in total control. Her lifting keel as another unique feature, make Elan 210 a dream come through for anyone who has ever considered owning a sailing yacht.





012
SLO
1015
2101

12-3989

2101

2101

210

**THINK BIG,
START SMALL.**

As the saying goes, poison comes in small bottles. Expect a big dose of excitement aboard the new Elan 210, thanks to the unique combination of big ocean racing VO70 inspired design applied to a perfectly affordable, yet exhilarating, easy-to-sail cruiser/racer. Her broad stern and chined hull provide increased stability and boost power while her twin rudders ensure excellent control even at high heel angles. The retractable bowsprit is another big-thinking feature, rounding up the small in size, but big in thinking Elan 210.

CHINED HULL

The chines on Elan 210's hull boost the boat's tracking ability at speed and clean off the wake, giving the boat improved high speed capability and control.





“ROB HUMPHREYS AND THE ELAN DESIGN TEAM SEEM TO HAVE TAKEN A BIG-BOAT APPROACH TO A SMALL BOAT WITH THE 210 AND IT PAID OFF.”

TOBY HODGES, YACHTING WORLD



BOWSPRIT

The retractable bowsprit brings an efficient asymmetric setting, bringing the rig's centre of effort forward to enhance control at high speed.



TWIN RUDDERS

Twin rudders offer greater control at heel and a reduced bow down trimming moment, enabling the Elan 210 to benefit from a powerful, chined hull form with beamy aft sections.

210

**THE SMALLEST SPACES CALLS FOR
THE BIGGEST INNOVATIONS.**

Once aboard the new Elan 210, you will appreciate the numerous innovative solutions, designed to improve the performance, ensure single-handed sailing capability, save space and energy. In order to maintain the centre of buoyancy, the outboard engine is not mounted on the transom, but stored in a designated locker in the cockpit sole. Aside from the performance advantages, the Elan 210's beamy hull form also provides an exceptionally large cockpit and interior volume for a design of this size. A single tiller on centreline and a mainsheet traveller mounted on the transom further enhance the feeling of space inside the cockpit.



210
SLO
1015
2101

12-3989

210

210



“THIS WAS THE MOST EXCITING NEW BOAT AT THE (BOOT) DÜSSELDORF, BRIMMING WITH CLEVER IDEAS AND PRACTICAL FEATURES.”
TOBY HODGES, YACHTING WORLD



INTEGRATED OUTBOARD ENGINE

In the centre of the cockpit is a fully enclosed engine well containing a 6HP four stroke outboard engine which is retracted and deployed within a semi constrained cartridge system.



LIFTING KEEL

The lifting keel makes the Elan 210 easily trailerable and ideal for exploring shallow water cruising grounds.


210

MORE SPACE THAN YOU EXPECT FOR LONGER CRUISES THAN YOU PLAN.

Elan 210's simple, yet highly functional layout is designed to ensure the best possible use of available space. Packed full with clever ideas, the interior features removable hanging canvas bags instead of lockers to reduce weight, save space and time (skip unpacking on-board!), interchangeable backrests and table between the cockpit and the saloon, a simple galley unit comprising of single burner cooker and sink and a concealed toilet. The Elan 210 sleeps four comfortably and offers everything you need for a weekend or even longer cruises.

AFT BERTHS

Two berths located aft under the cockpit provide plenty of space for a comfortable sojourn aboard.



INTEGRATED REFRIGERATOR

The practical integrated refrigerator keeps your essential food and drinks supply cool.



“THE SLOVENIAN BOATBUILDER ELAN LAUNCHED ONE OF FEW MODERN YACHTS IN THE 21FT-CLASS.”
YACHTEN



FORWARD DOUBLE BERTH
The forward double berth is comfortable and airy, thanks to the deck roof hatch. Privacy is provided by a canvas screen.

STORAGE
The forward berth features ample storage for bags and other nautical equipment.



GALLEY
The simple galley includes a single burner cooker and a sink.

“THE NEW MINI-RACER BY ELAN, THE ELAN 210,
IS A CLEVER AND ATTRACTIVE SMALL BOAT:
MAXIMUM SAILING FUN WITH MINIMAL EFFORT.”
SEGELN



HANGING CANVAS BAGS
Instead of typical lockers, the adjustable hanging canvas locker bags can be taken home, packed and simply hang inside, ready to go.



TOILET
The toilet is concealed under the forward berth.

210

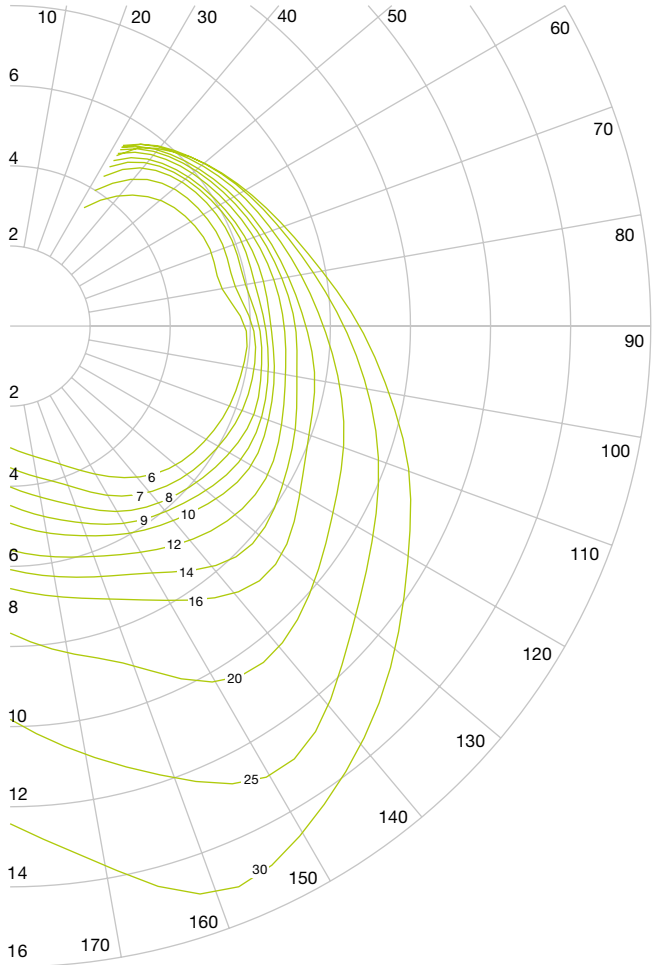
TECHNICAL CHARACTERISTICS.



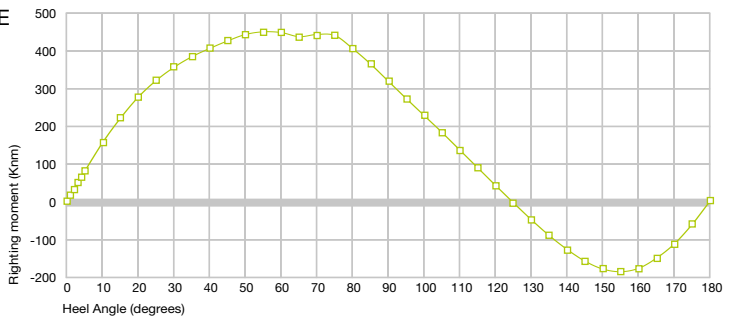
LENGTH OVERALL	6.34 m
HULL LENGTH	6.34 m
LENGTH AT WATERLINE	6.13 m
BEAM MAX.	2.50 m
DRAFT - DOWN/UP	1.55 m / 0.50 m
LIGHT DISPLACEMENT APPROX.	990 kg
BALLAST	360 kg
OUTBOARD ENGINE (OPTIONAL)	4.4 kW / 6 HP
WATER CAPACITY (OPTIONAL)	55 litres
FUEL CAPACITY (OPTIONAL)	20 litres
AIR DRAFT	10.60 m
MAINSAIL	16.5 m ²
JIB	11.6 m ²
GENNAKER	52.0 m ²
I	8.65 m
J	2.54 m
P	8.54 m
E	3.06 m
BOAT DESIGN CATEGORY CE	C
DESIGN	Humphreys Yacht Design & Elan Design Team

PERFORMANCE CHARACTERISTICS.

POLAR DIAGRAM



STABILITY CURVE



ELAN d.o.o.

Begunje 1
4275 Begunje na Gorenjskem
Slovenia

sail@elan.si
www.elansports.com

All measurements, images and illustrations are approximate and provided for information only. Elan reserves the right to modify or improve specifications without prior notice.

Design: GIGODESIGN
Photo: SIMON PLESTENJAK

