



NEW BUILD - Cheoy Lee Alpha 76 Express

Listing ID: 638365

DESCRIPTION:	NEW BUILD - Cheoy Lee Alpha 76 Express
DATE LAUNCHED:	Built to Order
LENGTH:	23.31m (76ft 6in)
BEAM:	6m (19ft 8in)
DRAFT:	1.65m (5ft 5in)
LOCATION:	ex Shipyard, Hong Kong or from Dealer, New Zealand
BROKER:	Geoff Fraser or Clive Bennett
PRICE:	POA

General Description

The Alpha 76 Express is a nimble yacht that lives large. Cutting edge design and the innovative use of technology smartly combine to put the future of yachting at your fingertips. Exhilarating speed, a comfortable ride, ease of operation and elegance at every turn.

The hull is fast and efficient. From a naval architect with the race boat pedigree of Michael Peters, that is to be expected. Coupled with a foam cored monologue structure from leading marine structural engineers Gurit, and you start to appreciate why Alpha yachts just feel good.

Engineering prowess may be appreciated if not noticed, but the alpha 76 welcomes guests in fine style. Nestled within the Michael Peter hull is a sumptuously crafted interior conceived by Luis deBasto. Efficient space planning, abundant ambient light and exquisite joinery define the interior. However, there is no wood in the structure of an Alpha, only resin infused, foam cored composites. That not only saves weight, but frees the Alpha 76 of any concerns over swelling wood, warping or creaking joints.

Cheoy Lee builds the Alpha's interior on a floating composite framework, isolated from the hull and support members. This more intricate method of construction greatly reduces the transmission of noise and vibration from the primary hull structure into the yachts interior. The effect is tangible and sets the Alpha apart. Hull rigidity is increased by integrating all tankage into the hull structure. A feature of all Cheoy Lee yachts, the resulting "double bottom" offers significantly safety benefits in case of grounding or bottom damage. It also increases hull rigidity, increases fluid capacities, lowers the centre of gravity, and of course, avoids any tank corrosion issues.

The Alpha 76 Express offers comfortable accommodation for six adults and two crew. The master enjoys a full beam stateroom accessed via a grand central stair. Large hull side windows enhance the bright and spacious area clad with honeycomb cored marble and the master includes a Jacuzzi tub.

The galley and dining area on the lower deck is bathed in natural light from the glazing ahead of the helm station. Fully fitted to meet the demands of an expert chef, this is a delightful place to prepare and consume meals. Central to the lower deck accommodation, the area also serves as a lobby between master and guest stateroom.

You would expect a sport yacht to offer sun pads forward. The Alpha 76 Express obliges, and goes further with comfortable foredeck seating where your entire party can gather. Relaxing at anchor or enjoying the thrill of high speed run to your favourite retreat, this area welcomes you. Access is via wide side decks protected by sturdy bulwarks and stainless steel rails. Ample storage for deck gear and leisure accessories is all around.

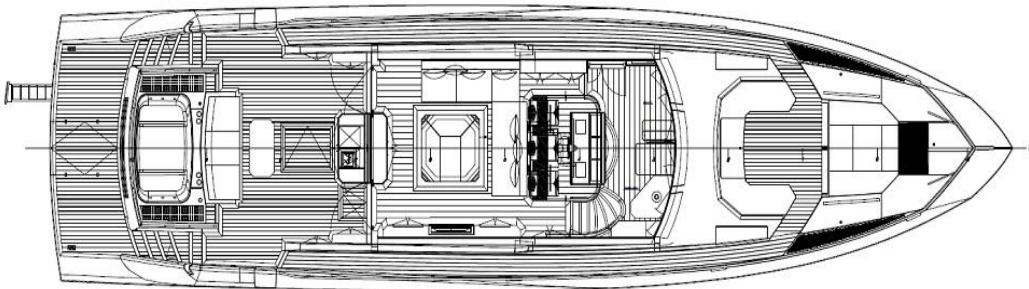
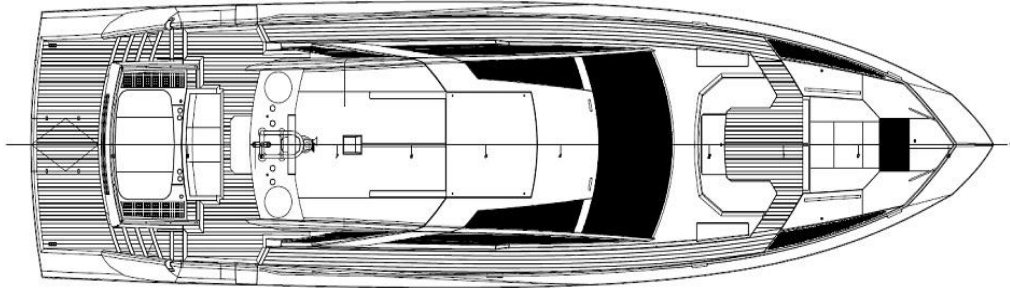
The aft deck dining area and lounge sits immediately ahead of an island sun pad. Shade can be provided by an awning that powers out from a compartment in the hardtop, and there is also the option of a 4-person hot tub beneath the sun pad. Aboard the Alpha 76, the doors separating the aft deck from the salon open fully to create a continuous indoor-outdoor living area.

Cheoy Lee Alpha yachts bring you service friendly boating while raising the bar on build quality and engineering refinement.

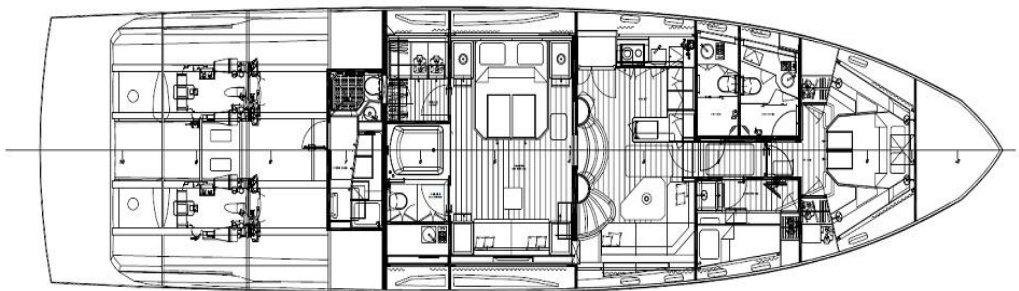
A new generation of Express yachts has arrived.

Specification

Length Overall: 76ft 6in (23.35m)
Length waterline: 59ft 5in (18.35m)
Beam: 19ft 8in (6.04m)
Draft: 5ft 5in (1.65m)
Displacement (loaded): 107,00lb (48,600kg)
Fuel: 1,100 US gal. (4,160L)
Fresh Water: 264 US gal. (1,000L)
Black Water: 185 US gal. (700L)
Gray Water: 185 US gal. (700L)
Propulsion: Twin MTU 8V2000 M33, 1,200hp (895kW) at 2,450 rpm
Generator: Onan 32kW 60Hz/27kW, 50Hz



MAIN DECK PLAN

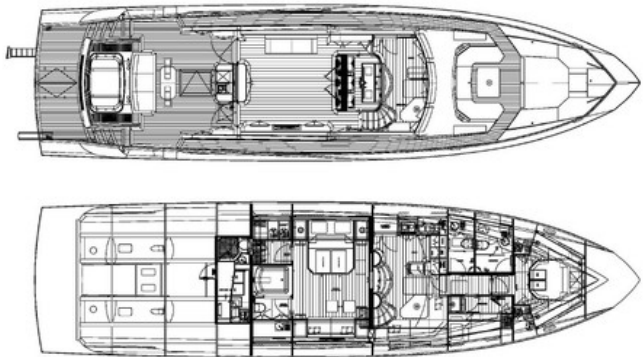



LOWER DECK PLAN

IMPORTANT: The Company offers the details of this vessel in good faith but cannot guarantee or warrant the accuracy of this information nor warrant the condition of the vessel. A buyer should instruct his agents, or his surveyors, to investigate such details as the buyer desires validated. This vessel is offered subject to prior sale, price change, or withdrawal without notice.

NEW BUILD - Cheoy Lee Alpha 76 Express Images

















©2011 Forest Johnson



©2011 Forest Johnson



©2011 Forest Johnson



©2011 Forest Johnson

