

NEW 2022 FACHERIS STYLING AVAILABLE



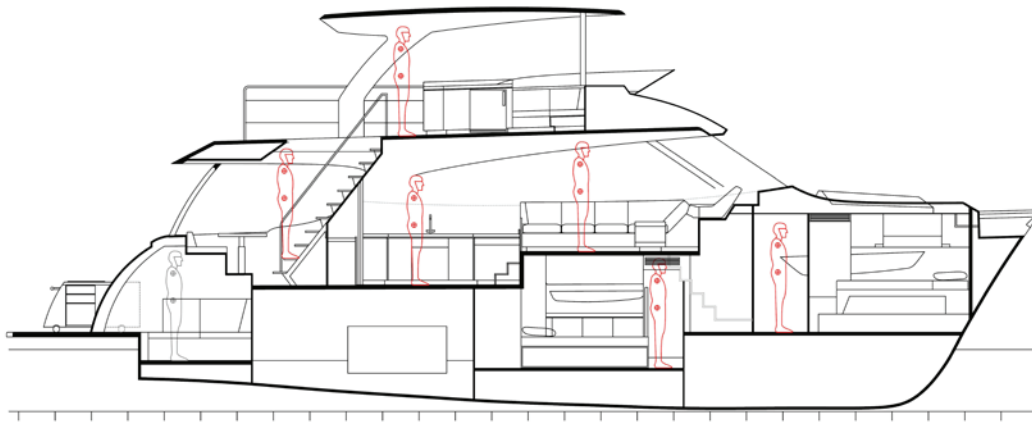
## 2022 HUDSON BAY 540S

AVAILABLE SUMMER 2022 - \$1.890M



[clippermotoryachts.com](http://clippermotoryachts.com)

# HUDSON BAY 540S




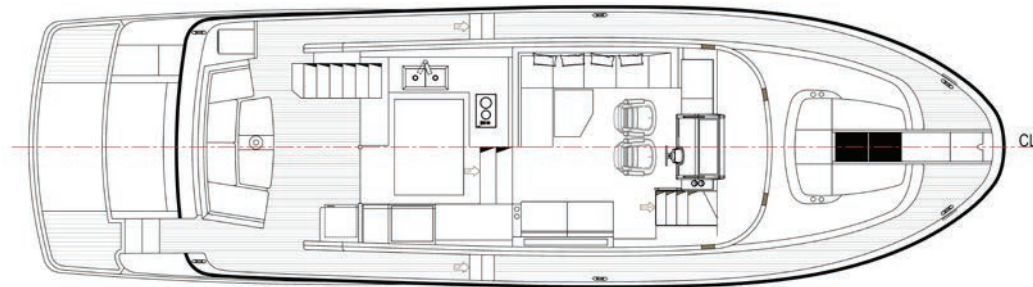
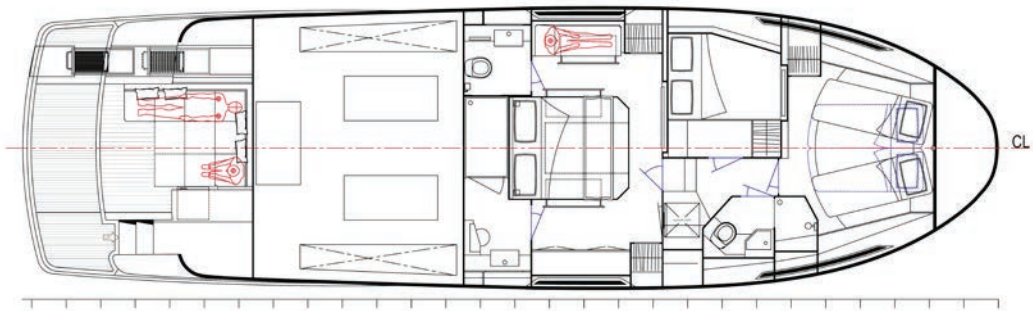
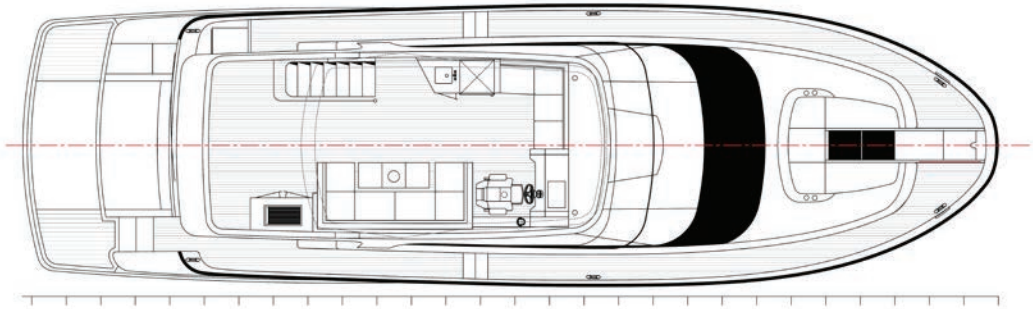
## SPECIFICATIONS

Length overall	18.4m	60ft 3in
Beam OA	5.05m	16ft 5in
Maximum Draft	1.5m	4ft 9in
Displacement	22,000kg (approx)	22T
Fuel Capacity	2,500 litres	660 gallons
Water Capacity	1,135 litres	300 gallons
Standard Engines	Twin Volvo D8 600 HP	
Bow Thruster	Hydraulic bow and stern	
Stern Thruster	Hydraulic bow and stern	
Steering	Hydraulic	
Hull	Mono Semi-Displacement Hull	
Hull Material	Fibreglass	
Hull Year	2022	



# HUDSON BAY 540S

## FLOOR PLANS



Side profile





# HUDSON BAY 540S

## THE BUILD





# HUDSON BAY 540S



# HUDSON BAY 540S

## OVERVIEW

This brand new 540S flybridge motor yacht in build is available and has the cabin and upper level layout already framed up as per the attached plans as well as the hull deck and flybridge being constructed and joined. Effectively now engines, electrical and engineering are left to complete.

The Lazarette area could be customised if you wanted to convert to a cabana or beach club layout such as the plans show.

Engines slated for this boat are Volvo D8 600 HP diesel shaft drive x 2. This would give a top speed of 19 knots estimated and cruise plane speed of 16 knots. Best range speed would be 8 knots cruising.

The woodwork is American walnut which is a chocolate coloured wood with a satin finish. At this stage white counter tops have been chosen.

Chilled water air conditioning throughout, C-Zone touch control electronics throughout, bow thruster, hydraulic swim platform are all standard. 4 x 12 inch Garmin GPS plotter fishfinder screens and autopilot. Full height stainless fridge with two drawer freezers and galley slide out pantry.

SCAN HERE



## STANDARD SPECIFICATIONS

### CONSTRUCTION

- Hand laid molded fibreglass hull, decks and superstructure
- Gelcoat exterior – white
- Hull – Solid FRP keel, chines and bottom
- Watertight collision bulkhead forward
- Custom high gloss painted hull colour

### GENERAL SPECIFICATIONS

- All stainless steel exterior fastenings – 316 marine grade
- Primer system for underwater
- Antifouling – black x 2 coats
- Limewash or walnut interior
- Cabin headlining panels finished in quality vinyl
- Deck hatch on main deck for master cabin (insect screened)

### MECHANICAL

- Main Engines – Twin 500hp D8 Volvo
- Single lever electronic engine and gear controls
- Generator – Onan 13.5kw with remote start/stop panel
- Bow thruster – 220kgf
- Electric trim tab with gauge
- Superior engine room sound proofing material – foam and lead with aluminium cladding
- Engine exhausts to exit transom
- Groco internal sea water strainers for engines, generator and air conditioning

- Engine room air vents and blower fan – 12v DC
- Engine room blower fan outlet
- Fresh water outlet with hose in engine room
- All through hull fittings on or below the water line fitted with stainless steel or bronze ball valves.
- Bilge pumps – automatic with manual override x 4 with high water alarms and manual bilge pump x 1
- Fibreglass water/gas separator for generator
- SS fuel tanks with baffles and cleaning manholes
- SS water tanks with baffles (FDA approved gelcoat)
- Sight gauges on fuel tanks
- Sight gauge on water tanks with single engine option
- Fuel tank gauge at lower helm
- Air vents fitted to fuel and water tanks
- Hot water tank – AC 240v and heat exchange from main engine
- Fresh water system – pressure pump activated
- Twin Racor fuel filters with gauges for main engines
- Single Racor fuel filter for generator
- Stainless steel fuel and fuel return manifolds
- Holding tank –with macerator pump for overboard discharge
- Hydraulic hydraulic steering
- Propellers – four blade (S Class)
- Rudders – stainless steel stocks and stainless steel blades fitted with anodes
- High quality stainless steel propeller shafts



# HUDSON BAY 540S

- Dripless stern gland propeller shaft seal
- Heavy duty stainless steel/bronze underwater brackets with cutlass bearings
- Electric toilet – with macerator pump for discharge overboard or to holding tank via “Y” valve

Tank capacities are total volume, usable capacity will vary due to boat trim and sea state. Do not rely on more than 90% of tank volume being usable

## MAIN DECK

- FRP bow pulpit with stainless steel roller
- Anchor – 55lb stainless steel anchor with 100m of 10mm galvanized anchor chain
- Anchor locker with access from hatches on deck
- Anchor winch – with overload protection circuit breaker, lift foot switch on foredeck and auto anchor chain counter to helm
- Four stainless steel port holes in cabin trunk with insect screens
- Stainless steel bow rail
- Non skid fibreglass fore deck
- Four opening (sliding) aluminium windows in saloon and galley with insect screens
- Teak on cockpit aft deck and side decks forward to steps
- One boarding door in transom and one boarding door in starboard side bulwark
- Stainless steel fuel, fresh water and waste caps recessed into superstructure
- Cleats – stainless steel x 6
- Oversized hydraulic swimming platform with teak decking
- Sea water wash down on bow and cockpit

## NAVIGATION EQUIPMENT

- Garmin – 12” Widescreen Chart Plotter/Fish Finder/Radar to helm station
- Garmin Auto Pilot control
- VHF Marine radio
- Auto Anchor Chain Counters

## ELECTRICAL

- LED lighting throughout
- Batteries – 2 x 200amp 12v for house, 1 x 200amp 12v for engine start, 1 x 95amp 12v for generator start, 1 x 200amp 12v for bow thruster
- Battery charger – automatic 50amp/12v DC
- Battery disconnect switches
- Battery paralleling system for emergency engine starting
- Anchor winch – 12v DC with circuit breaker at lower helm
- Full copper bonding system attached to all metallic hull

fittings under the water line with zinc anodes

- Engine monitoring including instrumentation, alarms and hour meters
- AC circuit breaker panel near helm
- DC circuit breaker panel near helm
- AC power outlets (doubles) to staterooms, head, galley, engine room and lazarette with (RCD) protection
- Saloon and cabin lighting – 12v DC
- Lazarette lighting – 12v DC
- Engine room lighting – 12v DC
- Engine room blower fan – 12v DC
- Exhaust fan in head – 12v DC
- Search light – 12v DC
- Generator – Onan 13.5kw with remote stop/start electronic panel
- Navigation lights (international standard)
- BEP main switch panel
- AC 240v 15amp shore power inlet in cockpit
- Shore power lead – 15amp
- Air conditioning shared between cabins
- Auto Anchor Chain Counter

## AUDIO/VISUAL

- 32” Flat screen LED TV on electric lift

Television size and brand may vary due to model availability and technology changes at the time of installation

## COCKPIT

- Self draining cockpit to both port and starboard sides
- Hand held hot/cold fresh water shower
- Hatch – access to lazarette with gas struts and stainless steel latch
- Shore power inlet (AC)
- Lighting – 12v DC overhead
- Transom boarding door
- Wash down tap – seawater
- Transom seat and table

## FLYBRIDGE

- Non-skid on flybridge – small diamond pattern
- Standard full engine instrumentation and alarms
- Garmin – 12’ Widescreen Chart Plotter/Fish/Finder/Radar
- Garmin Auto Pilot control
- Auto Anchor chain counter
- Bow Thruster control
- Storage in flybridge brow
- Hydraulic steering
- Trim tab controls with gauge
- Electronic engine controls – single lever



# HUDSON BAY 540S

- Handmade teak and stainless steel steering wheel
- Compass
- Stainless steel windshield frame with tinted Lexan
- Solid FRP Hardtop with lights
- Seating as per layout drawing
- FRP entertainment cabinet with BBQ, sink and bar fridge
- FRP table with stainless steel post
- Removable cushions in Silvertex fabric
- One helm chair
- FRP hatch from aft deck to flybridge

## **SALOON/GALLEY**

- Companionway steps with engine room access under
- Engine room access hatch in saloon floor with ladder
- Microwave/convection oven in galley
- Isotherm fridge/freezer – full height
- Galley benchtop in stone with double stainless steel sink and good quality faucet
- Four element ceramic cooktop (AC) in galley bench top
- Galley storage – overhead cabinets with fittings for cups/plates/crockery and various drawers
- Saloon lounge – U shaped settee with Ultra Leather trim and teak hi-lo table
- 2 seater sofa
- Cabinet with 32" LED TV on electric lift
- AC outlets
- Insect screens on all opening windows
- Galley exhaust fan – 12v DC
- Amtico sole
- Lighting – overhead down lights 12v DC
- Access sliding doors x 2 – aluminium side door and stainless steel back door
- Stainless hopper window open to Cockpit

## **GENERAL – ACCOMMODATION and INTERIOR**

- Hand rubbed paneling and carpentry in all spaces
- Amtico interior flooring soles throughout except engine room and shower/head
- Soft vinyl removable panel headliners (cream colour)
- Interior finish varnish – gloss or semi gloss
- High quality door locks to saloon and cabins

## **MASTER STATEROOM – MIDSHIPS**

- Amtico sole
- Island bed with 4 drawers fitted under
- Mattress – 6" thick innerspring
- Insect screens on all opening portholes
- Large portholes in hull sides
- Wardrobe – cedar lined with auto lighting (DC)

- Deck hatch – with screen
- AC outlets
- Reading lights – 2 x lights (one either side of bed)
- Main lighting – 12v DC overhead down lights
- Storage under berth

## **FORWARD GUEST CABIN**

- Two single berths which can combine to a double
- 6" Foam mattress
- Air conditioning outlets
- Cedar lined hanging locker with auto light
- Insect screens on portholes
- Amtico sole
- 12v DC down lights
- 12v DC reading lights x 2
- 240v AC outlets
- Quality door lock
- Hatch to fore deck with screen

## **PORT GUEST CABIN**

- Amtico sole
- Hanging locker – cedar lined with automatic light (DC)
- AC outlets
- Porthole insect screens
- Two single beds (can convert to double)
- Reading lights – for each bed (12v DC)
- Main lighting – overhead down lights (12v DC)

## **HEAD – ENSUITE**

- All white FRP with acrylic mirrored ceiling
- Two way bathroom with lockable doors (can be ensuite for Master Stateroom or bathroom to Port Cabin)
- Shower stall with hot/cold water to shower sump
- FRP floor with teak grating in shower
- Glass shower door
- Lighting – overhead down lights (12v DC)
- Insect screen on porthole
- Staron counter top with sink and faucet
- Mirror with light
- Toilet roll holder, towel holder/s and accessories
- Electric toilet with macerator pump - fresh and salt
- Three way "Y" valve for toilet discharge overboard or to holding tank
- Exhaust fan – 12v DC

## **HELM STATION**

- Complete engine instrumentation with alarms
- Engine hour meters
- Electric horn with single trumpet





# HUDSON BAY 540S



- Three electric windshield wipers and washers (12v DC)
- Electronic engine/gear controls
- Electric Trim Tab controls with gauge
- Auto Anchor up/down winch control and chain counter
- Compass – 4.75" with light
- Hydraulic steering
- Fuel and water gauges
- Sports steering wheel
- Electric bilge pump switches and high water alarms
- Helm seat with footrest

## FIRE FIGHTING EQUIPMENT

- Automatic/manual engine room fire fighting system by Sea Fire or Fireboy
- Three portable hand held extinguishers
- Fire blanket in Galley

## MISCELLANEOUS

- Zinc anodes on rudders, propeller shafts, transom and trim tabs
- Spliced mooring lines x 4
- Fenders with spliced lines x 3
- Safety equipment including EPIRB, life jackets, flares and V sheet
- Black boot stripe approx. 130mm with 25mm gap to black antifouling
- Antifouling – Jotun or International brand
- Owners manual

## ITEMS THAT CAN BE CHANGED OR MODIFIED:

- Counter top choice
- Lounge and upholstery fabric choice exterior and interior
- Gloss or satin wood finish
- David added to flybridge
- Stern thruster
- Engine size
- Electronics screen size
- Additional equipment to standard

Clipper Motor Yachts Australia Pty Ltd reserves the right to alter prices and specifications subject to currency exchange rates. Please check with Clipper Motor Yachts Australia Pty Ltd to confirm current validity. Clipper Motor Yachts Australia Pty Ltd will not be liable "in contract or otherwise" for any loss resulting from the inaccuracy of any information contained in this document. Safety equipment – each state or Territory has different safety equipment standards it is important to ensure the requirements in your jurisdiction are met prior to the vessel being used. Appropriate deposits paid to Clipper Motor Yachts Australia Pty Ltd at time of order will establish firm pricing. [5295 5/2022]

\*\* All prices quoted etc are ex Clipper Motor Yachts Australia office at The Boat Shed at The Boat Works Marina, 199 Beattie Rd. Coomera, Queensland, Australia.

\*\*\*\* Denotes tank capacity. For useable capacity do not rely on more than 90% of tank capacity. Actual useable capacity will vary according to boat trim and sea state.





SHOWROOM : The Boat Shed at The Boat Works Marina, 199 Beattie Rd. Coomera Qld 4209

CLIPPER MOTOR YACHTS : Brett Thurley : 0419 788 000 : [brett@clippermotoryachts.com](mailto:brett@clippermotoryachts.com)

Pete Foster : 0452 262 877 : [peter@clippermotoryachts.com](mailto:peter@clippermotoryachts.com)

[CLIPPERMOTORYACHTS.COM](http://CLIPPERMOTORYACHTS.COM)